



Contact Sales Staff for
EA contract prices

Education
Authority
Approved
Supplier

Welcome

Inside this brochure you will find furniture to suit every educational area whether it's your classroom, library, staffroom, office, reception, breakout or dining space. Our new catalogue offers you more choice than ever before, packed full of new product ranges.

Quality & Service

At Moffett & Sons we pride ourselves on the quality of both our products and our service. Every piece of furniture is made to order which means we have a manufacturing lead time of 6-8 weeks. This may be reduced in the quieter months.

All products in our catalogue offer a 1 year warranty as a minimum and most are guaranteed against faulty material and workmanship for 5 years or more. See individual products for warranty period.

We put a strong emphasis on customer service, providing the personal touch, talking to our customers and more importantly, listening.

Leaders in the field

We recognise the most important part of our business is you, the customer. The mark of our success is when customers return to Moffett & Sons time and time again. We have been manufacturing furniture at our factory in Dunmurry, Belfast since 1920 and supplying to schools, colleges and universities across Northern Ireland for over 30 years.

So if you're looking for a company offering great service and quality products call the Education Sales team today.



Our Process

Consultancy

Our consultants will talk you through product quality, life span, specification, features, benefits and aesthetics. We can also help you make comparisons between value for money and overall return on investment in your furniture procurements, ensuring you make the right choice.

Bespoke Solutions

Our extensive range of quality products allows us to offer a wide variety of solutions, including bespoke options to fit exact specifications, to create safe and unique learning environments.

Installation

We have extensive warehousing facilities, a dedicated Educational Furniture Sales team and our own fleet, enabling us to offer a fully flexible installation service.



Site Surveys

We will survey your project area FREE of charge, taking precise measurements and notes, listening to your exact needs to produce plans and specifications for your approval.

Design & Space Planning

Our designers are experts in translating your vision into functional yet inspirational learning and teaching spaces. We provide accurate room layouts detailing planning furniture solutions.

3D Visualisation

We offer the service of 3D CAD modelling bringing your space to life with our products.



Contact us



Phone
02890 301 411

Mon - Thurs
8.30 - 4.30
Fri
8.30 - 1.30



sales@moffett.co.uk



Moffett & Sons Ltd
Seymour Hill Industrial
Estate
Dunmurry
Belfast
BT17 9PW



www.moffetteducation.co.uk



Angela Davison
Email: angelad@moffett.co.uk
Tel: 028 9030 1411 Ext. 149

Karl Moffett
Email: karl@moffett.co.uk
Tel: 028 9030 1411 Ext. 126

Education Authority Approved Contracts

To request a copy of our catalogues please contact our Education Team



Furniture for School
Dining Areas & Staff
Canteens FAE-20-027




Science & Technology
Furniture FAE-21-032
FAE-21-032-1



Classroom Furniture
FAE-20-001
Lots 2,3,4,5.
FAE-20-001-2
FAE-20-001-3



SEN Furniture
FAE-22-007
Lot 2 Furniture.
Lot 3 Sensory
Equipment



Library Shelving &
Associated Shelving
Items FAE-21-025



Library Furniture
FAE-21-025

Our Suppliers

To view the full range of products available to you, please click on the weblinks below for our Partner websites.



www.allianceseating.com

ALLIANCE



www.kieurope.com



www.balmoralcontracts.co.uk

**BALMORAL
CONTRACTS**



www.metalliform.co.uk

Metalliform
Inspirational Educational Furniture



www.gaber.it

Gaber®



www.spaceforme.com

spaceforme



www.hille.co.uk

hille



www.infinitidesign.it

infiniti



www.psiseating.co.uk

psi



www.edenlearningspaces.co.uk

eden
learning spaces



www.oceedesign.com

ocee
DESIGN



www.pulse-design.co.uk

pulse
DESIGN



www.adv-furniture.co.uk

Advanced
Furniture 



www.pedrali.it

PEDRALI
THE ITALIAN ESSENCE



www.verco.co.uk

VERCO

Environment

Moffett & Sons care about the environment and recognise that we have a responsibility to consider all aspects of our manufacturing processes and the impact these have upon it.

We are committed to continually improving the ways in which we can minimise these effects including the reduction of pollution and waste in all areas of our manufacturing processes.

We measure and assess our efforts through our ISO 14001 Environmental Management System by setting clear objectives for improvement and a management program to achieve them, with regular reviews for continual improvement.

All of this combined with our efforts to further reduce carbon emissions via our own transportation and numerous recycling initiatives are part of our ongoing commitment of working towards a more sustainable and greener future.

The waste that is produced, not only from our manufacturing process, but also our packaging and administration areas of the business is segregated and collected from where it is produced. It is then taken to our recycling department for bailing, prior to collection by a waste management company who then manage the appropriate recycling of all products.

These include:

- **Board Off Cuts**

We optimise our cutting programmes to minimise board off cuts.

- **Sawdust**

This comes from the cutting and drilling we do during the manufacturing process.

- **Cardboard and Paper**

From the packaging of our standard and Bespoke range of products and also the paper used within the administration process.

- **Metal**

All the metal waste coming from the manufacturing process is recycled.

- **IT Equipment**

Even when our IT Equipment is replaced and updated, nothing is thrown away. This is collated and sent for recycling.

If you have any questions you would like to ask regarding our recycling or environmental policies, please don't hesitate in contacting us on 02890 301411.

Accreditations

BS EN ISO 9001:2008 Quality Management System

In 2013 we achieved certification to BS EN ISO 9001 Quality Management System (QMS), which is the International standard for Quality Management Systems. It provides us with a set of principles that ensure a common sense approach to the management of our business activities to consistently achieve customer satisfaction and we are regularly audited to ensure strict compliance with these standards.



BS EN ISO 45001: Occupational Health and Safety Standard (OH&S)

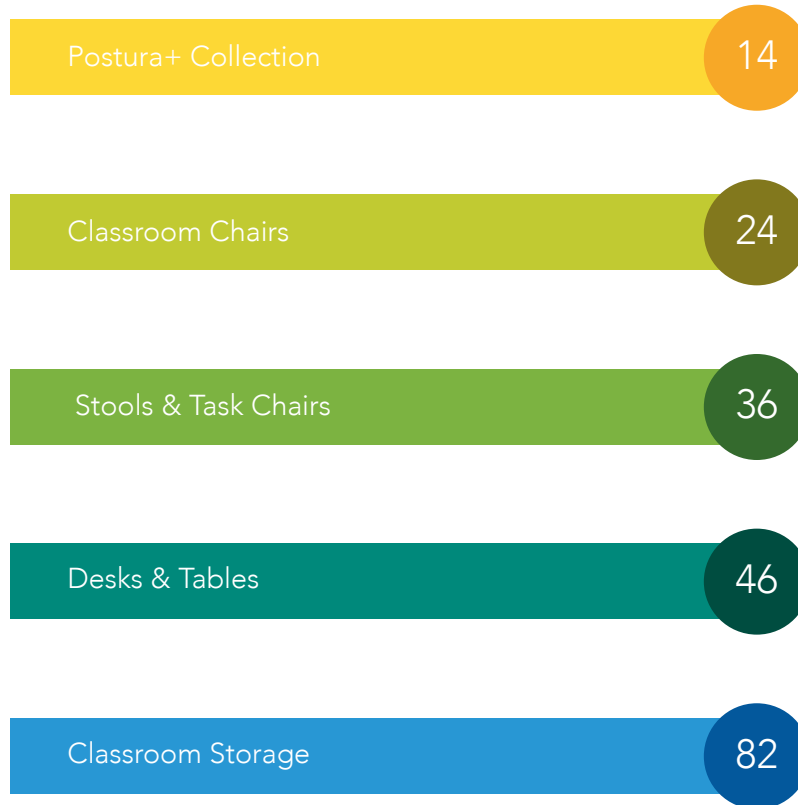
In 2020 we achieved certification to ISO 45001 as part of our risk management strategy to meet and address increasingly stringent legislation. The management system is designed to demonstrate achievement of our performance in controlling our OH&S risks, consistent with our policy, procedures and objectives. We are regularly audited to ensure strict compliance with these standards.



BS EN ISO 14001:2004 Environmental Management System

In 2013 we achieved certification to BS EN ISO 14001. This is an international management standard and demonstrates our business policy commitment to meet its legal and regulatory requirements. It also takes account of any geographical, cultural and social conditions affecting the wider community and we are regularly audited to ensure strict compliance with these standards and continuous environmental improvement.







Postura+ Collection





Postura+

20
YEAR WARRANTY

Designed to promote good posture and provide exceptional comfort.

The Postura+ chair is proven to be durable, comfortable and offer excellent value for money. Made in the UK from high impact resistant polypropylene, their gas injected legs increase strength and reduce weight. Available in a range of vibrant colours, they are strong, light, stain resistant, antistatic and easy to clean. The perfect addition to any dynamic learning environment.

Made in the UK | 20 year warranty | 100% Recyclable

Model		Seat Height x Overall Width
EN1	Size 1	SH260 x O/W360
EN2	Size 2	SH310 x O/W360
EN3	Size 3	SH350 x O/W430
EN4	Size 4	SH380 x O/W430
EN5	Size 5	SH430 x O/W480
EN6	Size 6	SH460 x O/W480



ALWAYS LOOK FOR THE
AUTHENTICATION LOGO
ON THE BACK OF THE CHAIR

British & European Construction Standards

- **BS EN 1729 Part 1**
Sizing & dimensions - Chairs and tables for educational institutions. Functional dimensions. Postura+ one piece chairs are certified to this standard.
- **BS EN 1729 Part 2**
Strength & stability - Chairs and tables for educational institutions. Safety requirements and test methods. All Postura+ products are certified to this standard.
- **BS 5852 (Crib5)**
Fire Safety - Methods of test for assessment of the ignitability of upholstered seating by smouldering and flaming ignition sources. All Postura+ products are certified to this standard.
- **BS EN 16139: 2013 Test Level 2**
Strength & stability - severe contract use. Postura+ One Piece Chairs in size 6 are certified to this standard.

BLACK IS THE NEW GREEN

The world's best school chair is now also its greenest. Jet Black Postura+ products are made with 100% recycled polypropylene to help you reduce your environmental impact.



	Size 1		Size 2		Size 3		Size 4		Size 5		Size 6	
	Stocked	To Order	Stocked	To Order	Stocked	To Order	Stocked	To Order	Stocked	To Order	Stocked	To Order
Purple Haze												
Misty Brown												
Moss Green												
Nordic Blue												
Jet Black												
Poppy Red												
Sun Yellow												
Forest Green												
Ink Blue												
Slate Grey												
Grape Crush												
Tangerine Fizz												
Lime Zest												
Aqua Blue												
Iron Grey												
Rose Blossom												
Light Sand												
Hazy Jade												
Powder Blue												
Ash Grey												

*Custom colours available, subject to suitability and minimum order quantities. P.O.A.

Features & Highlights

- Lightweight chair is easy to lift, manoeuvre and stack
- Perfect ergonomics with waterfall seat edge
- Optional upholstered seat pads available
- Size 5 & 6 chairs can be linked together for assembly hall use
- Ability to stack up to 12 chairs



New Colour available
EN5 & EN6 Nordic Blue





Postura+ Task Chair



20
YEAR WARRANTY

The Postura adjustable swivel chair is both stylish and ergonomic. It is the perfect choice for IT classrooms and multi-purpose rooms where mobility is required. Anti-static and stain resistant, its high impact resistant polypropylene seat shell is available in size mark 5, in the full range of 15 standard colours and a black nylon base on castors as standard.

BS EN 1729 Part 2 (strength & stability),
BS 5852 Crib 5 certified

Model		
POST-SWIV	Size 5	SH383-493 x O/W580 x O/D580
POST-SWIVCHG	Size 5	SH383-493 x O/W580 x O/D580

Colours available
Jet Black, Slate Grey, Iron Grey, Ash Grey, Poppy Red, Tangerine Fizz, Sun Yellow, Lime Zest, Forest Green, Ink Blue, Powder Blue, Aqua Blue, Grape Crush, Nordic Blue, Misty Brown, Moss Green, Rose Blossom, Light Sand & Hazy Jade



- 20 year warranty on seat shell
- 5 year warranty on base and gas column



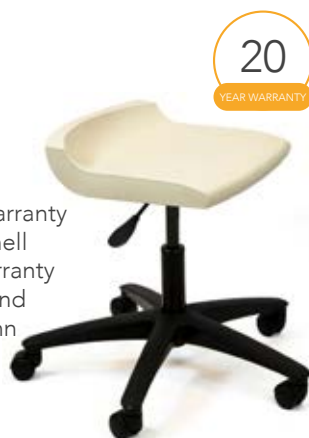
T 02890 301411



www.moffetteducation.co.uk



sales@moffett.co.uk



- 20 year warranty on seat shell
- 5 year warranty on base and gas column

Postura+ Low Task Stool



Popular in classrooms and other teaching spaces this stool is durable, light, stain resistant, anti-static and easy to clean. Available in a choice of 15 vibrant colours and a black nylon base with castors as standard.

Model

POST-LTS Size 3 SH383-493

Colours available

Jet Black, Slate Grey, Iron Grey, Ash Grey, Poppy Red, Tangerine Fizz, Sun Yellow, Lime Zest, Forest Green, Ink Blue, Powder Blue, Aqua Blue, Grape Crush, Nordic Blue, Misty Brown, Moss Green, Rose Blossom, Light Sand & Hazy Jade



Postura+ High Chair



The Postura+ High Chair is both stylish and ergonomic. The easy stacking design makes it the ideal choice when space is at a premium. These stools are impact resistant, anti static and stain resistant. The sled base is also scratch and chip resistant. Available in silver or black frame.

Item No Model

-	POST-HC56	Size 3	SH560 x O/W486
500	POST-HC61	Size 4	SH610 x O/W486
510	POST-HC68	Size 5	SH685 x O/W486

Colours available

Jet Black, Slate Grey, Iron Grey, Ash Grey, Poppy Red, Tangerine Fizz, Sun Yellow, Lime Zest, Forest Green, Ink Blue, Powder Blue, Aqua Blue, Grape Crush, Nordic Blue, Misty Brown, Moss Green, Rose Blossom, Light Sand & Hazy Jade



Postura+ Stool



The Postura+ Stool has a lightweight, minimalist, easy stacking design. The Stool is easy to clean and highly durable, the polypropylene seat is also stain and UV resistant. Its easy hook allows for safe storage of bags under the seat, and it can stack to 6 high for convenient storage if needed.

Model

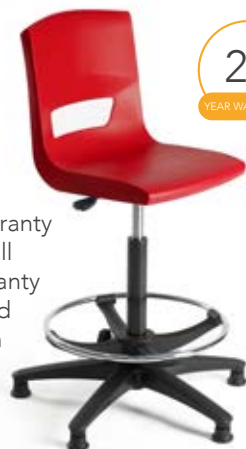
POST-ST56	Size 3	SH560 x O/W486
POST-ST61	Size 4	SH610 x O/W486
POST-ST68	Size 5	SH685 x O/W486

Colours available

Jet Black, Slate Grey, Iron Grey, Ash Grey, Poppy Red, Tangerine Fizz, Sun Yellow, Lime Zest, Forest Green, Ink Blue, Powder Blue, Aqua Blue, Grape Crush, Nordic Blue, Misty Brown, Moss Green, Rose Blossom, Light Sand & Hazy Jade







20
YEAR WARRANTY

- 20 year warranty on seat shell
- 5 year warranty on base and gas column

Postura+ Task Stool



Superior ergonomics combined with great practicality. Designed to promote good posture and provide exceptional comfort, these vibrant stools are durable, light, stain resistant, anti-static and easy to clean. The task stool is the perfect choice for I.T classrooms and multi-purpose rooms where mobility is required. Supplied with glides as standard. BS EN 1729 Part 2 (strength & stability), BS 5852 Crib 5 certified.

Model

POST-TS	Size 5	SH575-870 x O/W580 x O/D580
----------------	--------	-----------------------------------

Colours available

Jet Black, Slate Grey, Iron Grey, Ash Grey, Poppy Red, Tangerine Fizz, Sun Yellow, Lime Zest, Forest Green, Ink Blue, Powder Blue, Aqua Blue, Grape Crush, Nordic Blue, Misty Brown, Moss Green, Rose Blossom, Light Sand & Hazy Jade



20
YEAR WARRANTY

- 20 year warranty on seat shell
- 5 year warranty on base

Postura+ 4 Leg on Castors



Designed to promote good posture, unrestricted movement and exceptional comfort, these vibrant chairs are perfect for versatile, flexible and multi-purpose learning environments. Easy to stack away when not required, they facilitate quick room reconfiguration. This allows teachers to adapt spaces to suit multiple teaching styles and encourage collaboration between students.

Model

POST-FLC	Size 6	SH460 x W540
-----------------	--------	--------------

Colours available

Jet Black, Slate Grey, Iron Grey, Ash Grey, Poppy Red, Tangerine Fizz, Sun Yellow, Lime Zest, Forest Green, Ink Blue, Powder Blue, Aqua Blue, Grape Crush, Nordic Blue, Misty Brown, Moss Green, Rose Blossom, Light Sand & Hazy Jade



15
YEAR WARRANTY

Ricochet Wobble Stool



Ricochet stools support student movement which is essential for cognitive development. Featuring a round base for an active sit, Ricochet stools offer freedom to fidget which can help keep bodies and minds engaged. The all poly construction and non-slip base design ensure durability and stability for years to come.

Model

POST-RIC30	Size 1	SH300
POST-RIC35	Size 2	SH350
POST-RIC40	Size 3	SH400
POST-RIC45	Size 4	SH450
POST-RIC50	Size 5	SH500

Colours available

Ash Grey, Aqua Blue, Parrot Green, Tangerine Fizz and Sugar Plum
Size 5 available Ash Grey only.





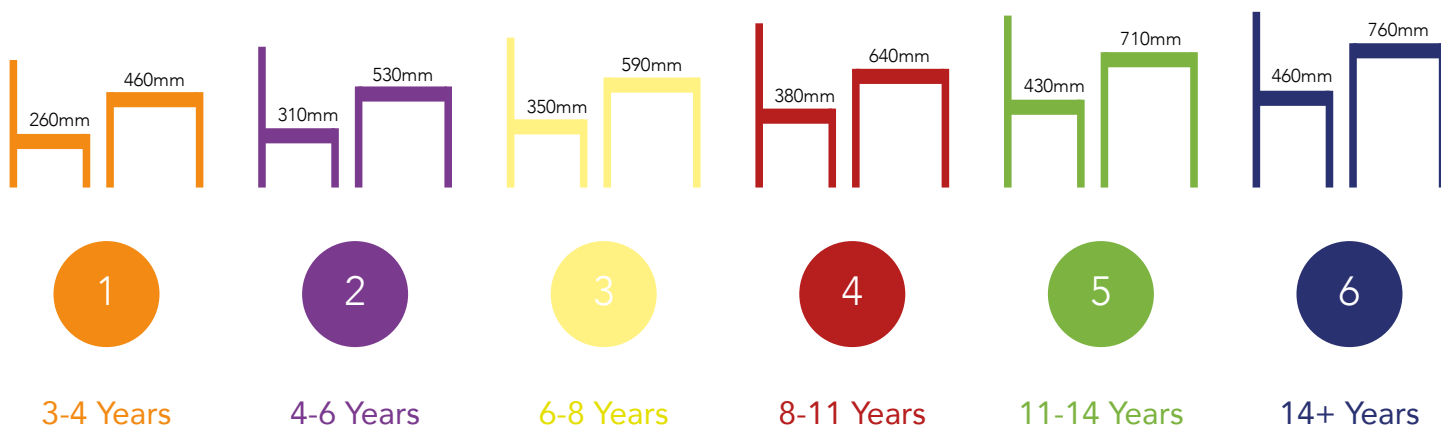
Ricochet Wobble Stool
An active sit for engaged learning

Classroom Chairs



Size Chart

The guide below shows the measurements of each size and the age they are suitable for. This information is for guidance only and is based on average pupil size across the EU. Customers must ensure sizes are correct.



Table/chair sizes may vary slightly from the sizes shown. The standard allows heights to be within a 10mm tolerance.







K.I Hatton Chair

Stackable elegance for multi-purpose spaces inside and out. The elegant streamlined silhouette of these chairs is created with 100% recyclable on piece injection moulded polypropylene / glass fibre blend. Strong, comfortable and light it is stackable up to 8 high on the floor.

Model
HATTON Size 6 SH455 x W500

Colours available
Cotton Wood, Ash Grey, Iron Grey, Flannel, Aqua Blue, Parrot Green, Poppy Red, Tangerine Fizz, Moss Green, Rose Blossom, Powder Blue & Purple Haze



K.I Myke Side Chair

Developed with comfort and versatility in mind, Myke offers a solution for flexible, active learning spaces. Its fresh palette complements any colour scheme, while its impressive stacking allows for the room to reclaim space when needed. Myke can be linked together with a unique device that can help create tidy rows if required.

Model
MYKE Size 6 SH450 x W550

Colours available
Arctic White, Light Tone, Warm Grey, Ultra Blue, Powder Blue and Grass Green



K.I Myke Arm Chair

Developed with comfort and versatility in mind, Myke offers a solution for flexible, active learning spaces. Its fresh palette complements any colour scheme, while its impressive stacking allows for the room to reclaim space when needed. Myke can be linked together with a unique device that can help create tidy rows if required.

Model
MYKE A Size 6 SH450 x W670

Colours available
Arctic White, Light Tone, Warm Grey, Ultra Blue, Powder Blue and Grass Green





21

YEAR WARRANTY

EN One Chair

- Stacks 21 high safely and securely
- 10 colours
- BS EN16139:2013 level 2 certification for severe contract use
- EN1729 compliant parts 1 and 2
- Weight limit 150kg (330lbs)
- Uses less plastic than other chairs in its class

Model

EN-One1	Size 1	SH260 x W400
EN-One2	Size 2	SH310 x W400
EN-One3	Size 3	SH350 x W460
EN-One4	Size 4	SH380 x W460
EN-One5	Size 5	SH430 x W500
EN-One6	Size 6	SH460 x W500

Linking Device

CF4038 Trolley

Colours available

Royal Blue, Lime Green, Banana Yellow, Mandarin Orange, Cherry Red, Velvet Purple, Sky Blue, Night Grey and Black



25

YEAR WARRANTY

Titan One Piece Chair

The Titan one piece polypropylene chair has attained BS EN 1729 Parts 1 & 2 Certification. BS EN 1729 is a relatively new standard, in two parts, that specifies the dimensions, strength and stability of educational furniture. It applies to tables and chairs giving recommendations for the pupils heights and the correct chair seat height to working surface height.

Model

Titan T1	Size 1	SH260 x W360
Titan T2	Size 2	SH310 x W360
Titan T3	Size 3	SH350 x W431
Titan T4	Size 4	SH380 x W431
Titan T5	Size 5	SH430 x W482
Titan T6	Size 6	SH460 x W482

Colours available

Yellow, Blue, Green, Red, Burgundy, Grey, Charcoal, Black, Lime Green, Orange, Sky and Purple



GH20 Chair

As well as being very comfortable and durable the GH range is very well proportioned. Perfect for any environment where space is at a premium.

Model

GH201	Size 1	SH260 x W365
GH202	Size 2	SH310 x W365
GH203	Size 3	SH350 x W365
GH204	Size 4	SH380 x W401
GH205	Size 5	SH430 x W450
GH206	Size 6	SH460 x W450

Colours available

Blue, Grey, Black, Brown, Red, New Green and Standard Green





MX24 Chair

The MX24 chair is the original 2 piece polypropylene chair, offering a durable and attractive option to a whole range of environments including school.

Model		
MX241	Size 1	SH260 x W348
MX242	Size 2	SH310 x W348
MX243	Size 3	SH350 x W348
MX244	Size 4	SH380 x W403
MX245	Size 5	SH430 x W403
MX246	Size 6	SH460 x W403

Colours available
Blue, Grey, Black, Brown, Red, New Green and Standard Green



Alhambra Chair

The unique style and harmony of the geometric texture makes Alhambra chair with a strong personality and an unmistakable sense of form and beauty. Alhambra is made by a multi colour techno-polymer shell which goes with a variety of frames.

Model		
ALHAMBRA NA	Size 6	SH450 x W490

Colours available
00/04, 00/06, 00/42, 10/00, 10/52 and 39/13




Colorfive Chair

Bright colours and pastel shades express the true colours of nature. The revolutionary Colorfive collection uses the most advanced technology of plastic injection and the various colours available match perfectly with any indoor and outdoor environment with infinite design possibilities.

Model		
COLORFIVE NA	Size 6	SH450 x W490

Colours available
1, 2, 3, 4 and 5





Big Bang Chair

Big Bang is a chair that uses digital language in order to create an explosion of colours. An innovative graphic solution is made of a multi-coloured techno-polymer shell and a chromed or white painted white.

Model

BIG BANG NA Size 6 SH450 x W460

Colours available
00-06-04, 02-00-04, 04-14-00, 04-42-41 and 09-99-14



Slot Fill Chair

Slot is suitable for different settings from conference to break-out, from formal corporate offices to more relaxed lounges.

Model

SLOT FILL NA Size 6 SH460 x W455

Colours available
00, 06, 10, 12, 13, 14, 33, 34 and 42



Bakhita Chair

A comfortable and high quality lightweight, stacking chair that fits in stylishly everywhere from casual to formal office to home, indoors and out.

Model

BAKHITA Size 6 SH460 x W440

Colours available
00, 04, 10, 14, 21, 22, 38, 39, 51, 52, 54 and 98



T 02890 301411



www.moffetteducation.co.uk



sales@moffett.co.uk





K.I Maestro

A contemporary, light and comfortable stacking chair, featuring a chrome-plated rod frame and polypropylene seat and backrest. Maestro unites design and materials to create a harmonious ensemble as its sleek appearance so ably demonstrates. It stacks to a height of 10 chairs, increasing to 38 chairs using Maestro's own special dolly.

Model

MAESTRO Size 6 SH445 x W495



K.I Grafton 4 Leg

The generous perforations of Grafton's distinctive injection-moulded backrest provides better ventilation and flexibility. This unique feature was created to offer the benefits of a mesh-backed chair without compromising on durability. The rolled edges of the backrest are mirrored on the seat shell to create a waterfall edge.

Model

GRAFTON Size 6 SH490 x W460



K.I Grafton 4 Leg on Castors

The generous perforations of Grafton's distinctive injection-moulded backrest provides better ventilation and flexibility. This unique feature was created to offer the benefits of a mesh-backed chair without compromising on durability. The rolled edges of the backrest are mirrored on the seat shell to create a waterfall edge.

Model

GRAFTON C Size 6 SH490 x W460

Colours available

Black, Flannel, Chocolate, Misty Brown, Nordic, Purple Haze, Mardi Gras, Blue Grey, Warm Grey, Cool Grey, Sand, Light Tone, Wet Sand, Cottonwood, Ultra Blue, Sky Blue, Splash, Surf's Up, Zesty Lime, Grass Green, Cayenne, Poppy Red, Nemo & Rubber Ducky



Colours available

Cool Grey, Blue Grey, Flannel, Black, Surf's Up, Nordic, Grass Green and Cayenne.



Frame Colours available

Cool Grey, Blue Grey & Black



Colours available

Cool Grey, Blue Grey, Flannel, Black, Surf's Up, Nordic, Grass Green and Cayenne.





K.I Myke with Writing Tablet

Developed with comfort and versatility in mind, Myke offers a solution for flexible, active learning spaces. Its fresh palette compliments any colour scheme, while its impressive stacking allows for the room to reclaim space when needed. Myke can be linked together with a unique device that can help create tidy rows if required.

Model		
MYKE WT	Size 6	SH450 x W670

Colours available
Arctic White, Light Tone, Warm Grey, Ultra Blue, Powder Blue and Grass Green



Learn2 Strive Chair

With its fully adjustable, dual-handed work surface, Learn2 adapts to each student's personal space and provides customized comfort. Sleek, simple and sturdy, Learn2 offers a timeless visual aesthetic and unmatched durability. This is available with or without armrests, and can be customised with optional accessories and castors.

Model		
L2S	With arms & poly writing tablet	SH470 x W591
L2S	With arms & laminate writing tablet	SH470 x W591
L2S	With poly writing tablet	SH470 x W591
L2S	With laminate writing tablet	SH470 x W591

Colours available
Black, Flannel, Chocolate, Misty Brown, Nordic, Purple Haze, Mardi Gras, Blue Grey, Warm Grey, Cool Grey, Sand, Light Tone, Wet Sand, Cottonwood, Ultra Blue, Sky Blue, Splash, Surf's Up, Zesty Lime, Grass Green, Cayenne, Poppy Red, Nemo & Rubber Duck



ADV Poly Stacker Lecture Tablet Chair

The popular Poly Stacker chair with versatile lecture tablet. The tablet is easily positioned for either left or right handed users. In addition the tablet is easily removed for maximum stacking and storage of the chair itself.

Model		
ACE-L	Size 5	SH430 x W490
ACF-L	Size 6	SH460 x W490

Colours available
Red, Green, Petrol Blue, Burgundy, Charcoal, Light Grey, Brown, Black, Beige, White, Orange, Hi-Green, Hi-Blue, Yellow and Purple



Stools & Task Chairs





WSM Stool

The WSM Stacking stool is one of the best in the market. With its unique shell shape which provides integral lumbar support, its no wonder this is the UK's best stool. The fact that it is available in 5 seat heights means that it is perfect for any environment.

Item No	Model			
	WSM1	Size 1	SH395	
210	WSM2	Size 2	SH445	
220	WSM3	Size 3	SH560	
230	WSM4	Size 4	SH610	
240	WSM5	Size 5	SH685	
250	Optional Steel feet - essential where highly abrasive flooring is used (Set of 4)			

Colours available
Yellow, Orange Flame, Red, Lilac, Purple, Tangy Lime, Green, Soft Blue, Blue & Charcoal



Frame Colours available
Black, Duraform Light Speckled Grey, Light Grey, Metallic Charcoal. Silver frame available at an extra cost P.O.A



Pepperpot Stool

- High grade steel frame with epoxy powdercoat finish
- Incredibly comfortable with lower back support
- Stable, hard to tip design
- Stacks up to 10 high
- Fitted with duragrip feet

Model		
PEPPER-POT430	Size 1	SH430
PEPPER-POT525	Size 2	SH525
PEPPER-POT610	Size 3	SH610
PEPPER-POT685	Size 4	SH685
PEPPER-POT760	Size 5	SH760

Colours available
Purple, Orange, Black, Blue, Green, Grey, Pink & Red



Frame Colours available
Black, Dark Grey, Light Grey, Grey & Silver



20

YEAR WARRANTY

Postura+ Stool



The Postura+ Stool has a lightweight, minimalist, easy stacking design. The Postura+ Stool is easy to clean and highly durable, the polypropylene seat is also stain and UV resistant. Its easy hook allows for safe storage of bags under the seat, and it can stack to 6 high for convenient storage if needed. Available with silver or black frame.

Model		
POST-ST56	Size 3	SH560 x O/W486
POST-ST61	Size 4	SH610 x O/W486
POST-ST63	Size 5	SH685 x O/W486

Colours available
Jet Black, Slate Grey, Iron Grey, Ash Grey, Poppy Red, Tangerine Fizz, Sun Yellow, Lime Zest, Forest Green, Ink Blue, Powder Blue, Aqua Blue, Grape Crush, Nordic Blue, Misty Brown, Moss Green, Rose Blossom, Light Sand & Hazy Jade







Laboratory Stool

4 leg wooden lab stool c/w footrest, crossbracing between legs for additional strength, beech hardwood, natural matt lacquered finish, acid proof, slightly splayed legs min 30mm square, seat dimension min 300 x 300 x 18mm.

Item No	Model	
520	LS510	SH510
530	LS560	SH560
540	LS610	SH610
550	LS670	SH670

Colours available
Natural lacquered beech hardwood



SE Stool

2 piece polypropylene stacking stool, a fully welded skid frame design is constructed in 22mm high tensile steel c/w footrest

- Fully welded skid frame with cross bracing between legs and strengthened seat and back supports
- Epoxy powder coated rust proof frame

Item No	Model		
160	SE1	Size 1	SH430
170	SE2	Size 2	SH525
180	SE3	Size 3	SH610
190	SE4	Size 4	SH685
200	Replacement ferrules (set of 2)		

Colours available
Flame, Indian Red, Lavender, Olive, Peat, Sand, Sea Mist, Sunshine, Terracotta & White.



Postura+ High Chair

The Postura+ High Chair is both stylish and ergonomic. The easy stacking design makes it the ideal choice when space is at a premium. These stools are impact resistant, anti static and stain resistant. The sled base is also scratch and chip resistant. Available in silver or black frame.

Item No	Model		
-	POST-HC56	Size 3	SH560 x O/W486
500	POST-HC61	Size 4	SH610 x O/W486
510	POST-HC68	Size 5	SH685 x O/W486

Colours available
Jet Black, Slate Grey, Iron Grey, Ash Grey, Poppy Red, Tangerine Fizz, Sun Yellow, Lime Zest, Forest Green, Ink Blue, Powder Blue, Aqua Blue, Grape Crush, Nordic Blue, Misty Brown, Moss Green, Rose Blossom, Light Sand & Hazy Jade





Harmony BP Chair

Swivel on polymer-metal co-injected base, diam. 40cm. Height adjustable, techno-polymer shell.

Model
HARMONY
BTP SH440-570 x
W470

Colours available
00, 06, 09, 10, 14 & 33



Harmony BC Chair

Swivel on 5 spur base with castors. Height adjustable, techno-polymer shell.

Model
HARMONY
BC SH420-560 x
W470

Colours available
00, 06, 09, 10 & 14



Harmony BTP Chair

Swivel on polymer-metal co-injected base, diam. 40cm. Height adjustable, techno-polymer shell.

Model
HARMONY
BTP SH440-570 x
W470

Colours available
00, 06, 09, 10 & 14



**BAL 501 Chair**

Operators chair without arms. Upholstered in Camira Xtreme fabric. Height adjustable back with multi-position lock, gas height adjustable, seat angle adjustment. Black 5 star base with heavy duty castors. Reliable 2 lever heavy duty mechanism.

Model

BAL501 SH450 - 550mm**BAL 501HA Chair**

Operators chair with arms. Upholstered in Camira Xtreme fabric. Height adjustable back with multi-position lock, gas height adjustable, seat angle adjustment. Black 5 star base with heavy duty castors. Reliable 2 lever heavy duty mechanism.

Model

BAL501HA SH450 - 550mm**BAL 602SQAA Chair**

- Heavy duty task chair upholstered in Camira Xtreme fabric.
- Height adjustable arms
- Large seat and back
- 3 lever mechanism
- Independent seat tilt
- Suggested maximum user weight 150kg
- Gas lift seat height adjustment
- Back rake angle adjustment

Model

BAL602SQAA SH450-550mm



**BAL 401D**

Medium back draughtsmans chair, gas height adjustment with chrome foot ring on glides. Upholstered in Camira Xtreme fabric.

Model
BAL401D SH640 - 880mm

**BAL 501D**

High back draughtsmans chair, gas height adjustment with chrome foot ring on glides. Upholstered in Camira Xtreme fabric.

Model
BAL501D SH640 - 880mm

**BAL 401 PUD**

Polyurethane seat and back draughtsmans chair with chrome footring, on glides.

Model
BAL40PUD SH640 - 880mm





EN Computer Chair

- Rotating gas lift
- Available with glides, castors or pressure locking castors
- Weight limit 100kg (275lbs)
- Contoured outer ribbing for ultimate shell strength
- Anti-tilt

Model	
EN50 Castors	SH390-520 x W585
EN51 Glides	SH390-520 x W585
EN52 Lock/Cast	SH390-520 x W585

Colours available
Royal Blue, Lime Green, Banana Yellow, Mandarin Orange, Cherry Red, Velvet Purple, Sky Blue, Night Grey, Black, Chocolate Brown, Lilac, Apple Orchard, Fuchsia, Cool Grey & Oatmeal



Galaxy 1 Chair

Natural beech framed chair without arms, stackable, comfortable padded waterfall seat and back fully upholstered in Camira Xtreme fabric, seat height 440mm.

Model	
GALAXY 1	SH440mm



Galaxy 2 Chair

Natural beech framed chair with arms, stackable, comfortable padded waterfall seat and back fully upholstered in Camira Xtreme fabric, seat height 440mm.

Model	
GALAXY 2	SH440mm



Desks & Tables



Desk/Table Top Specifications

Whilst we have made every effort to display as accurately as possible the colours, we cannot guarantee that what you see is an exact representation. If you would like to receive a colour sample please contact our education sales team.

A



18mm MDF top with melamine finish.
PVC corner rounded edge design.



Ellmau
Beech



Light
Winchester
Oak



Verona
Cherry



Light Grey



Red
(P.O.A)



Blue
(P.O.A)



Green
(P.O.A)



Yellow
(P.O.A)

Optional Coloured
PVC Edging



Light Grey
Red
Blue
Green
Yellow

Frame Colours



Grey
Silver
Black
Brown

B



18mm MDF top with melamine finish. Child
safe 40mm radius corners with PVC edge.



Ellmau
Beech



Light
Winchester
Oak



Verona
Cherry



Light Grey



Red
(P.O.A)



Blue
(P.O.A)



Green
(P.O.A)



Yellow
(P.O.A)

Optional Coloured
PVC Edging



Light Grey
Red
Blue
Green
Yellow


Frame Colours



Grey
Silver
Black
Brown



C



Laminate Top with Polished Bullnose edge

Hardwearing 18mm MDF top with durable laminate finish.
Child safe 30mm radius corners with a polished, bullnose edge.



Ellmau Beech Light Winchester Oak Verona Cherry



Laminate Top with PVC edge

Formica Laminate Options (P.O.A)



Basket/Tray Options

Internal dimensions



Model - SFDB. Dual basket
630(w) x 250(d) x 100(h) mm



Model - SFSB. 2 Single baskets
370(w) x 250(d) x 100(h) mm



Model - GFI. 2 Single tote trays
270(w) x 360(d) x 75(h) mm









Dual Grouping Cantilever Desk

Desk with dual baskets





18mm melamine faced MDF top with 2mm PVC edging and corner rounded edge design. Fully welded 40 x 20mm x 16G tubular frame with powder coated finish, floor protection stand up feet and 1no steel mesh dual under desk basket.

Item No.	Model	Size mm
890	PD105	W914 x D457 x H460
920	PD115	W914 x D457 x H530
950	PD125	W964 x D457 x H590
980	PD135	W1118 x D559 x H640
1010	PD145	W1118 x D559 x H710
1040	PD155	W1118 x D559 x H760

Tops available
Ellmau Beech (B), Light Winchester Oak (O), Verona Cherry (C) or Light Grey (G).



Frame available
Silver (S), Black (BLK), Grey (G) & Brown (BR).
Other finishes available on request.









Dual Grouping Cantilever Desk

Desk without under compartment





18mm melamine faced MDF top with 2mm PVC edging and corner rounded edge design. Fully welded 40 x 20mm x 16G tubular frame with powder coated finish and floor protection stand up feet.

Item No.	Model	Size mm
1070	PD160	W914 x D457 x H460
1100	PD170	W914 x D457 x H530
1130	PD180	W964 x D457 x H590
1160	PD190	W1118 x D559 x H640
1190	PD200	W1118 x D559 x H710
1200	PD210	W1118 x D559 x H760

Tops available
Ellmau Beech (B), Light Winchester Oak (O), Verona Cherry (C) or Light Grey (G).



Frame available
Silver (S), Black (BLK), Grey (G) & Brown (BR).
Other finishes available on request.









Dual Grouping Cantilever Desk

Desk with 2 single wire baskets

18mm melamine faced MDF top with 2mm PVC edging and corner rounded edge design. Fully welded 40 x 20mm x 16G tubular frame with powder coated finish, floor protection stand up feet and 2no steel mesh single under desk baskets.

Model	Size mm
PD100	W914 x D457 x H460
PD110	W914 x D457 x H530
PD125	W964 x D457 x H590
PD130	W1118 x D559 x H640
PD140	W1118 x D559 x H710
PD150	W1118 x D559 x H760

See page 48 & 49 for available finishes



Taurus Dual Cantilever Desk

Desk without under compartment

18mm melamine faced MDF top with 2mm PVC edging and corner rounded edge design. Fully welded 38mm diameter tubing, 50mm x 25mm flat sided oval cross bars and top rail.

Model	Size mm
T1	W914 x D457 x H460
T2	W914 x D457 x H530
T3	W1000 x D500 x H590
T4	W1118 x D559 x H640
T5	W1118 x D559 x H710
T6	W1118 x D559 x H760

See page 48 & 49 for available finishes





Libra Dual Cantilever Desk

Desk without under compartment

18mm melamine faced MDF top with 2mm PVC edging and corner rounded edge design. 50mm x 25mm flat sided oval cross bars and top rail.

Model	Size mm
L1	W914 x D457 x H460
L2	W914 x D457 x H530
L3	W1000 x D500 x H590
L4	W1118 x D559 x H640
L5	W1118 x D559 x H710
L6	W1118 x D559 x H760

See page 48 & 49 for available finishes



Single Grouping Cantilever Desk

Desk with under compartment

18mm melamine faced MDF top with 2mm PVC edging and corner rounded edge design. Fully welded 40 x 20mm x 16G tubular frame with powder coated finish, floor protection stand up feet and steel mesh under desk basket.

Item No.	Model	Size mm
1230	PD220	W600 x D559 x H640
1260	PD230	W600 x D559 x H710
1290	PD240	W600 x D559 x H760
1320	PD280	W600 x D600 x H760

Tops available
Ellmau Beech (B), Light Winchester Oak (O), Verona Cherry (C) or Light Grey (G).



Frame available
Silver (S), Black (BLK), Grey (G) & Brown (BR).
Other finishes available on request.





Single Grouping Cantilever Desk

Desk without under compartment

18mm melamine faced MDF top with 2mm PVC edging and corner rounded edge design. Fully welded 40 x 20mm x 16G tubular frame with powder coated finish and floor protection stand up feet.

Item No.	Model	Size mm
1350	PD250	W600 x D559 x H640
1380	PD260	W600 x D559 x H710
1410	PD270	W600 x D559 x H760
1440	PD290	W600 x D600 x H760

Tops available
Ellmau Beech (B), Light Winchester Oak (O), Verona Cherry (C) or Light Grey (G).



Frame available
Silver (S), Black (BLK), Grey (G) & Brown (BR).
Other finishes available on request.



Taurus Single Cantilever Desk

Desk without under compartment

18mm melamine faced MDF top with 2mm PVC edging and corner rounded edge design. Fully welded 38mm diameter tubing, 50mm x 25mm flat sided oval cross bars and top rail.

Model	Size mm
T4	W600 x D600 x H640
T5	W600 x D600 x H710
T6	W600 x D600 x H760

See page 48 & 49 for available finishes





Single Folding Exam Desk

18mm melamine faced MDF top with 2mm PVC edging and corner rounded edge design. Robust 19mm diameter, 16G tubular frame with powder coated finish and floor protection inserts.

Item No.	Model	Size mm
1530	PD300	W600 x D600 x H760

Tops available
Ellmau Beech (B), Light Winchester Oak (O), Verona Cherry (C) or Light Grey (G).

Frame available
Silver (S), Black (BLK), Grey (G) & Brown (BR).
Other finishes available on request.



Exam Desk Trolley

Heavy duty, 16G tubular frame on castors, with powder coated finish. Holds 30 qty single examination desks. Complete with 4 no. heavy duty 75mm diameter nylon wheeled castors with 2 no. lockable.

Item No.	Model	Size mm
1560	PD350	W1622 x D673 x H1143

Frame available
Silver (S), Black (BLK), Grey (G) & Brown (BR).
Other finishes available on request.





Study Desk

Single study desk

18mm melamine faced MDF top with 2mm PVC edging and corner rounded edge design. Fully welded 40 x 20mm x 16G tubular frame with powder coated finish and floor protection stand up feet.

Model	Size mm
SD1	W600 x D559 x H760 380mm high surround

See page 48 & 49 for available finishes



Dual Stacking Desk

Desk without under compartment

18mm melamine faced MDF top with 2mm PVC edging and corner rounded edge design. Fully welded 25mm diameter x 16G tubular frame with powder coated finish and floor protection inserts.

Item No.	Model	Size mm
620	PD10	W914 x D457 x H460
650	PD20	W914 x D457 x H530
680	PD30	W914 x D457 x H590
710	PD40	W1016 x D508 x H640
740	PD50	W1016 x D508 x H710
770	PD60	W1016 x D508 x H760

Tops available
Ellmau Beech (B), Light Winchester Oak (O), Verona Cherry (C) or Light Grey (G).



Frame available
Silver (S), Black (BLK), Grey (G) & Brown (BR).
Other finishes available on request.





Single Stacking Desk

Desk without under compartment

18mm melamine faced MDF top with 2mm PVC edging and corner rounded edge design. Fully welded 25mm diameter x 16G tubular frame with powder coated finish and floor protection inserts.

Item No.	Model	Size mm
800	PD70	W600 x D508 x H640mm
830	PD80	W600 x D508 x H710mm
860	PD90	W600 x D508 x H760mm

Tops available
Ellmau Beech (B), Light Winchester Oak (O), Verona Cherry (C) or Light Grey (G).



Frame available
Silver (S), Black (BLK), Grey (G) & Brown (BR).
Other finishes available on request.



T1 Student Table

Rectangular table with 32mm square section legs. 25mm crossrail and underframe. Fully welded legs, centre and side rails. 18mm melamine faced MDF top with 2mm PVC edging and corner rounded edge design.

Model	Size mm
ST842	W1200 x D600 x H710
ST852	W1200 x D600 x H760

See page 48 & 49 for available finishes





T2 Student Table

Rectangular table with 32mm square section legs. 25mm crossrail and underframe. Fully welded legs, centre and side rails. 18mm melamine faced MDF top with 2mm PVC edging and corner rounded edge design.

Model	Size mm
ST843	W600 x D600 x H710
ST853	W600 x D600 x H760



Rectangular Desk

18mm melamine faced MDF top with 2mm PVC edging and corner rounded edge design. 25mm x 25mm box section fully welded 16G tubular frame with powder coated finish and floor protection inserts.

Item No.	Model	Size
1590	STR1246	W1200 x D600 x H460
1620	STR1253	W1200 x D600 x H530
1650	STR1259	W1200 x D600 x H590
1680	STR1264	W1200 x D600 x H640
1710	STR1271	W1200 x D600 x H710
1740	STR1276	W1200 x D600 x H760
1770	STR1576	W1500 x D750 x H760
1800	STR1676	W1600 x D800 x H760
1830	STR1876	W1800 x D800 x H760

See page 48 & 49 for available finishes

Tops available
Ellmau Beech (B), Light Winchester Oak (O), Verona Cherry (C) or Light Grey (G).



Frame available
Silver (S), Black (BLK), Grey (G) & Brown (BR).
Other finishes available on request.





Circular Table

18mm melamine faced MDF top with 2mm PVC edging. 25mm x 25mm box section fully welded 16G tubular frame with powder coated finish and floor protection inserts.

Item No.	Model	Size mm
1860	STC1246	Dia 1200 x H460
1890	STC1253	Dia 1200 x H530
1920	STC1259	Dia 1200 x H590
1950	STC1264	Dia 1200 x H640
1980	STC1271	Dia 1200 x H710
2010	STC1276	Dia 1200 x H760

Tops available
Ellmau Beech (B), Light Winchester Oak (O), Verona Cherry (C) or Light Grey (G).



Frame available
Silver (S), Black (BLK), Grey (G) & Brown (BR).
Other finishes available on request.



Trapezoidal Table

18mm melamine faced MDF top with 2mm PVC edging and corner rounded edge design. 25mm x 25mm box section fully welded 16G tubular frame with powder coated finish and floor protection inserts.

Item No.	Model	Size mm
2040	STT1246	W1200 x D600 x H460
2070	STT1253	W1200 x D600 x H530
2100	STT1259	W1200 x D600 x H590
2130	STT1264	W1200 x D600 x H640
2160	STT1271	W1200 x D600 x H710
2190	STT1276	W1200 x D600 x H760

Tops available
Ellmau Beech (B), Light Winchester Oak (O), Verona Cherry (C) or Light Grey (G).



Frame available
Silver (S), Black (BLK), Grey (G) & Brown (BR).
Other finishes available on request.





Semi-Circular Table

18mm melamine faced MDF top with 2mm PVC edging and corner rounded edge design. 25mm x 25mm box section fully welded 16G tubular frame with powder coated finish and floor protection inserts.

Item No.	Model	Size mm
2200	STS1246	Dia 1200 x H460
2250	STS1253	Dia 1200 x H530
2280	STS1259	Dia 1200 x H590
2310	STS1264	Dia 1200 x H640
2340	STS1271	Dia 1200 x H710
2370	STS1276	Dia 1200 x H760

Tops available
Ellmau Beech (B), Light Winchester Oak (O), Verona Cherry (C) or Light Grey (G).



Frame available
Silver (S), Black (BLK), Grey (G) & Brown (BR).
Other finishes available on request.



Horseshoe Table

18mm thick melamine faced MDF top c/w 2mm PVC edge with rounded corners. 25 x 25mm fully welded 16G underframe with powder coated finish and floor protection inserts.

Item No.	Model	Size mm
2400	HST1	Dia 1680 x H460
2430	HST2	Dia 1680 x H530
2460	HST3	Dia 1680 x H590
2490	HST4	Dia 1680 x H640
2520	HST5	Dia 1680 x H710
2550	HST6	Dia 1680 x H760

Tops available
Ellmau Beech (B), Light Winchester Oak (O), Verona Cherry (C) or Light Grey (G).



Frame available
Red (R), Blue (Bl), Green (G), Yellow (Y), Silver (S), Black (BLK), Grey (G) & Brown (BR).





Segga Tables

Stylish modular table with multiple shape combinations possible. Ultimate flexibility for any classroom, project or library. Perfect for creating ICT hot desks.

Model	Size mm
SEG-S-PS	L755 x W660 x H760

Laminate colours available
Caribbean, Clementine, Heather, Juicy Pink, Lemon, Jaipur, Viola, Olive & Peaceful Blue

Frame colours available
Silver, Black, Light Grey & Dark Grey



Jewel Tables

This stylish modular design is extremely versatile, providing working space for large groups of students when placed in numerous shape combinations. 25mm dia x 16G tubular powder coated frame.

Choose your table height:
710mm - 11-14 years
760mm - 14+ years

Model	Size mm
JEWEL-PS	L1440 x W840 x H760mm

Laminate colours available
Caribbean, Clementine, Heather, Juicy Pink, Lemon, Jaipur, Viola, Olive & Peaceful Blue

Frame colours available
Silver, Black, Light Grey & Dark Grey







Petal Tables

Petal tables are a brand new edition to this exciting range, and are ideal within any educational environment. The modern 32mm frame and 18mm top make this a truly unique solution. The Petal table can seat two people comfortably in a learning environment, and up to three when in a meeting situation. The table is finished with a Duraform PU edge - a high impact and resilient textured spray PU edge, enhancing the looks and lifetime of your tables.

Model	Height	Size mm
SIZE 1	460mm	1215 x 720mm
SIZE 2	530mm	1215 x 720mm
SIZE 3	590mm	1215 x 720mm
SIZE 4	640mm	1215 x 720mm
SIZE 5	710mm	1215 x 720mm
SIZE 6	760mm	1215 x 720mm

Laminate colours available
Caribbean, Clementine, Heather, Juicy Pink, Lemon, Jaipur, Viola, Olive & Peaceful Blue



Frame colours available
Silver, Black, Light Grey & Dark Grey



Connect Tables

Flexible and dynamic modular table with endless tessellation possibilities. Designed to seat 1 but can seat 3 when a full working space is not essential. Perfect for communal areas. 25mm dia x 16G tubular powder coated frame.

Model	Size mm
CON-M-PS	L940 x W890 x H760

Laminate colours available
Caribbean, Clementine, Heather, Juicy Pink, Lemon, Jaipur, Viola, Olive & Peaceful Blue



Frame colours available
Silver, Black, Light Grey & Dark Grey





Rectangular Table

This versatile range can be easily configured into any layout to provide an exciting environment that can be further enhanced with our wide variety of vibrant laminate options and frame colours. The 25mm thick top and 38mm round tube frame provide a hard wearing finish at a great price. This range comes at a standard height of 725mm high. 25mm dia x 16G tubular powder coated frame.

Model
RECTANGULAR

Size mm
H725 x point to point length 1400
x 600

Laminate top colours available
Grape Crush 1821, Purple 423, Clementine F2962, Lemon F8755, Caribbean F4172, Juicy Pink F0232, Pomme F4177, Jasmina F8761, Peaceful Blue F0231, Poussin F7895 & Heather F0233



Edge colours available
Light Grey



Edge colours available
Light Grey, Black & Silver



Arc Table

This versatile range can be easily configured into any layout to provide an exciting environment that can be further enhanced with our wide variety of vibrant laminate options and frame colours. The 25mm thick top and 38mm round tube frame provide a hard wearing finish at a great price. This range comes at a standard height of 725mm high.

Model
ARC CURVE

Size mm
H725 x point to point length 1400 x 600

Laminate top colours available
Grape Crush 1821, Purple 423, Clementine F2962, Lemon F8755, Caribbean F4172, Juicy Pink F0232, Pomme F4177, Jasmina F8761, Peaceful Blue F0231, Poussin F7895 & Heather F0233



Edge colours available
Light Grey



Edge colours available
Light Grey, Black & Silver





T 02890 301411



www.moffetteducation.co.uk



sales@moffett.co.uk





Start Right Height Adjustable Tables

- Tables feature oval shaped legs with sliding metal inserts, allowing you to choose the correct height.
- 25mm top which is finished with a Grey PU Duraform edge.
- Supplied with a 10 year guarantee.
- Matching coloured legs are available on outer legs.
- BSEN 1729 compliant.

Height adjustable between 5 key positions with Allen Key adjustment:

- 400mm (2-3 years)
- 460mm (3-4 years)
- 530mm (4-6 years)
- 590mm (6-8 years)
- 640mm (8-11 years)

Laminate Top / Frame Colours Supplied with matching colour frame							
	Blue	Green	Purple	Red	Soft Blue	Tangy Green	Yellow
Laminate Top / Frame Colours Supplied with Duraform Light Grey Speckled Paint							
	Beech	Light Grey	Lilac	Maple	Orange Flame	Duraform Light Grey Speckled Paint Frame Colour	
Key Features				Edge Style			
	10 Year Guarantee	EN 1729 Compliant	Height Adjustable				Duraform PU A high impact and resilient textured spray PU Light Grey edge
Heights	400mm (2-3 years)		460mm (3-4 years)		530mm (4-6 years)		590mm (6-8 years) 640mm (8-11 years)

Model	Size
ST-126	Rectangular 1200 x 600
ST-21LE	Trapezoidal 1200 (longest edge) x 600
ST-12C	Circular 1200 diameter
ST-12SC	Semi Circular 1200 x 600
ST-RAIN	Rainbow Shape 1520 x 1215
ST-FLWR	Flower Shape 1215 x 1097mm



Elite Height Adjustable Tables

- Excellent variety of vibrant laminates.
- Stylish oval tube frame.
- Height adjustable table with 3 height settings.
- 5 year guarantee.
- Supplied with Duraform Speckled Light Grey frame paint.



Rectangular



Trapezoidal



Semi-Circular



1 Choose Your Table Shape

SHAPE	SIZE (L X W)	CODE
Height Adjustable Table Rectangular	1200 x 600mm	ELITE-ADJ-126-PS
Height Adjustable Table Semi-Circular	1200mm Diameter	ELITE-ADJ-12SC-PS
Height Adjustable Table Trapezoidal	1200 x 600mm	ELITE-ADJ-12LE-PS

2 Height Guide**

HEIGHT	AGE RANGE
640mm	8-11 Years
710mm	11-14 Years
760mm	14 +

3 Choose Your Laminate Top Colour

BH Beech	CY Canary Yellow	GS Grey Speckle	LI Lilac	OF Orange Flame	PU Purple	SB Soft Blue	SL Soft Lime	TG Tangy Green	WH White
----------	------------------	-----------------	----------	-----------------	-----------	--------------	--------------	----------------	----------

4 Choose Your Frame Colour

DP1	BK	MC	LG	SV
Duraform Speckled Light Grey	Black	Metallic Charcoal	Light Grey	Silver ***

5 Choose Your Edge Style

PSCH	PSBL	PSGN	PSRD	PSGY
Duraform PU Charcoal	Duraform PU Blue	Duraform PU Green	Duraform PU Red	Duraform PU Light Grey

*Legs are adjustable with an Allen key.
**Table heights are only available for Static Height Tables.
***Silver frame available at an extra cost.





Pupil Workstation

Our Special Education Pupil Workstation has proved very effective in SEN classrooms for pupils with learning difficulties. This heavy duty workstation creates an individual working environment. Supplied with translucent plastic trays. Desk height available - 530, 590, 640, 710 or 760mm.

Model	Size
1342-220	W1118 x D559 x H760

Colours available
Ellmau Beech (B), Light Winchester Oak (O), Verona Cherry (C),
Light Grey (G) or Platinum White.





Student Workstation

Our Special Education Student Workstation has proved very effective in SEN classrooms for students with learning difficulties, and in particular autism. This heavy duty workstation creates a distraction free individual working environment. Supplied with 6 translucent plastic trays. Desk height available - 530, 590, 640, 710 or 760mm.

Model	Size
1342-219	W1200x D830 x Overall H1300

Colours available
Ellmau Beech (B), Light Winchester Oak (O), Verona Cherry (C),
Light Grey (G) or Platinum White.





Rectangular Library Table

Solid wood frame

18mm thick melamine faced MDF top c/w 2mm PVC edge with rounded edge corner design.

Model	Size mm
LTA	W1372 x D762 x H760
LTB	W1524 x D762 x H760

Tops available
Ellmau Beech (B)



Frame available
Ellmau Beech (B)



Circular Library Table with Tapered Legs

Solid wood frame

18mm thick melamine faced MDF top c/w 2mm PVC edge with rounded edge corner design.

Model	Size mm
LTC	Dia 1200 x H760

Tops available
Ellmau Beech (B)



Frame available
Ellmau Beech (B)



Gemini Rectangular Table

Rectangular table with height adjustable legs on a fully welded underframe.

18mm thick melamine faced MDF top c/w 2mm PVC edge with rounded edge corner design.

Model	Size mm
NT33HA	W1500 x D750 x H710, 760mm

Tops available
Ellmau Beech (B), Light Winchester Oak (O), Verona Cherry (C) or Light Grey (G).



Frame available
Silver (S), Black (BLK), Grey (G) & Brown (BR).
Other finishes available on request.





Gemini Trapezoidal Table

Trapezoidal table with height adjustable legs on a fully welded underframe.

18mm thick melamine faced MDF top c/w 2mm PVC edge with rounded edge corner design.

Model	Size mm
NT35HA	W1500 x D750 x H710, 760mm

Tops available
Ellmau Beech (B), Light Winchester Oak (O), Verona Cherry (C) or Light Grey (G).



Frame available
Silver (S), Black (BLK), Grey (G) & Brown (BR).
Other finishes available on request.



Multi Material Workshop Bench

- Code** Refurbishment of Multi-Material Benches
- Item 380** Replacement worktop constructed in 50mm MDF and topped with 6mm oil tempered hardboard, or equivalent (outer edge rolled) with 40mm x 12mm mahogany edging. Colour of hardboard to match mahogany
- Item 390** Vice Jaw in 18mm (interior finish) Birch plywood (min. 13 layers) to be level/flush with worktop
- Item 400** Vice Cover in Birch plywood to cover all working parts of vice under bench. Exposed edges chamfered
- Item 410** Cleaning only of metal frame - no respray required
- Item 420** Sandblasting of metal frame - prep. for respray
- Item 430** Respraying of metal frame with epoxy powder coating
- Item 440** Replacement of plastic inserts for legs of bench
- Item 450** Sandblasting of vice handles
- Item 460** Replacement of Vice Record 52
- Item 470** Replacement of Plastic Vice (Record 2075 / Faithfull v2075) mounted on wooden T Bar constructed of 30mm interior Finnish plywood (min. 13 layers)
- Item 480** Replacement of Metal vice (Paramo No-0 / Record No1) mounted on wooden T Bar interior Finnish plywood (min. 13 layers)





Planning Table

25mm thick MDF core top with plastic laminate surface, 2mm PVC edging with radiused safety corners. Powder coated 32mm square section. 4 leg frame with centre bar and cross bracing between legs with locking adjustable feet. Complies with BS EN 1729 Parts 1 & 2.

Model

PTL1575

PTL1590

PTL1512

Size

W1500 x D750 x H720-750

W1500 x D900 x H720-750

W1500 x D1200 x H720-750

Tops available
Grey & Pale Blue.
Other finishes available on request.



Frame available
Black, Silver & Grey



Planning Table

25mm thick MDF core top with plastic laminate surface, 2mm PVC edging with radiused safety corners. Powder coated 32mm square section. 4 leg frame with centre bar and cross bracing between legs with locking adjustable feet. Complies with BS EN 1729 Parts 1 & 2.

Model

PTL1515

Size

W1500 x D1500 x H720-750

Tops available
Grey & Pale Blue.
Other finishes available on request.



Frame available
Black, Silver & Grey



T 02890 301411



www.moffetteducation.co.uk



sales@moffett.co.uk



I.T Bench / Table

Heavy duty metal cantilever epoxy powder coated frame, with 50 x 25mm tubing legs, 25mm thick MDF worktop with heavy duty laminate, lacquered, bullnosed edge, an 18mm MFC modesty panel and cable ports. Complies with BS EN 1729 Parts 1 & 2.

Model	Size mm
ITB1280	W1200 x D800 x H700 Cable management for Item No 10
ITB1580	W1500 x D800 x H700 Cable management for Item No 20
ITB1880	W1800 x D800 x H700 Cable management for Item No 30

Tops available
Ellmau Beech (B), Light Winchester Oak (O), Verona Cherry (C) or Light Grey (G).

● ● ● ●

Frame available
Silver (S), Black (BLK), Grey (G) & Brown (BR).
Other finishes available on request.

● ● ● ●



Computer Trolley

Mobile computer workstation c/w 4 heavy duty locking castors. 700mm x 700mm x 710mm or 760mm (h) fully welded cantilever frame manufactured from 16G ERW tube. 25mm thick laminate MDF top c/w polished edge and radius corners. Top centre cable port.

Item No.	Model	Size mm
1470	BALPCW710	W700 x D700 x H710
1500	BALPCW760	W700 x D700 x H760

Tops available
Ellmau Beech (B), Light Winchester Oak (O), Verona Cherry (C) or Light Grey (G).

● ● ● ●

Frame available
Silver (S), Black (BLK), Grey (G) & Brown (BR).
Other finishes available on request.

● ● ● ●





Teacher Demonstration Bench
with Integrated Work Desk

Model
TDB

Size mm
W1932 x D785 x H780

Colour available
Light Grey



Home Economics Island Bench

Suitable for 2 students. Manufactured in laminated MDF including top, all external panels, internal drawer panels and modesty panel. Robust metal to metal assembly fittings. Reliable metal drawer runners. Rigid 4 sided drawer boxes with solid bases securely screwed to drawer fronts. 2 shallow, 4 deep drawers.

Model
1342-185B

Size mm
W1300 x D1000 x H900

Colour available
Light Grey





Home Economics Island Workbench

Suitable for 4 students to stand around. Melamine faced MDF surface top has abrasion an scratch resistance in accordance with EN1432. Robust metal to metal assembly fittings. Reliable metal drawer runners. Rigid 4 sided drawer boxes with solid bases securely screwed to drawer fronts.

Item No.	Model	Size mm
2640	HEB14	W1300 x D900 x H900

Colour available
Light Grey



Single Sided Home Economics Bench

With ample knee space to allow one student to sit at bench facing teacher complete with towel rail and fixed pedestal unit with single door cupboard and 1 shallow drawer. Melamine faced MDF surface top has abrasion an scratch resistance in accordance with EN1432. Robust metal to metal assembly fittings. Reliable metal drawer runners. Rigid 4 sided drawer boxes with solid bases securely screwed to drawer fronts.

Item No.	Model	Size mm
2580	SHBE	W1300 x D900 x H900

Colour available
Light Grey



Double Sided Home Economics Bench

For two students use with ample knee space to allow students to sit at bench complete with towel rails and 2 x fixed pedestal unit with single door cupboard and 1 shallow drawer. Melamine faced MDF surface top has abrasion an scratch resistance in accordance with EN1432. Robust metal to metal assembly fittings. Reliable metal drawer runners. Rigid 4 sided drawer boxes with solid bases securely screwed to drawer fronts.

Item No.	Model	Size mm
2610	DHEB	W1210 x D900 x H900

Colour available
Light Grey





Science Table - Metal Frame

Height adjustable heavy duty metal frame with centre bar and cross bracing between legs and powder coated finish. Available in Trespa solid laminate tops which can be easily cleaned following experimental work.



Science Table - Height Adjustable

Science Table, Height adjustable for wheelchair users, Metal Frame, fully motorised 16mm Trespa TopLab Table Top



Science Table - Height Adjustable

Science Table, Height adjustable for wheelchair users, Metal Frame, fully motorised 16mm Trespa TopLab Table Top

Model	Size
STTRESPA	W1200 x D610 x H840-860

Tops available
Grey & Pale Blue



Frame available
Black & Grey



Trespa Top Colours (Available on request)
Canyon Red, Black, Glacier Blue, Limestone Yellow, Limestone Yellow/Saffron, Mystic White, Mystic White/Blue, Pastel Grey/Silver, Pastel Grey, Polar Green, Silver Grey & White



Item No.	Model	Size
320	STEH320	W1200 x D750 x H625 - 1275
330	STEH330	W1500 x D750 x H625 - 1275

Tops available
Grey & Pale Blue



Frame available
Black & Grey



Trespa Top Colours (Available on request)
Canyon Red, Black, Glacier Blue, Limestone Yellow, Limestone Yellow/Saffron, Mystic White, Mystic White/Blue, Pastel Grey/Silver, Pastel Grey, Polar Green, Silver Grey & White



Item No.	Model	Size
560	STCH560	W800 x D600 x H640 - 940
570	STCH570	W1200 x D600 x H640 - 940

Trespa Top Colours (Available on request)
Speckle Powder Blue, Speckle Aquamarine, Speckle Icey Blue, Speckle Sand, White, Black Craquele, Speckle White, Speckle Pastel Grey, Speckle Silver Grey, Speckle Mid Grey, Aquamarine, Icey Blue, Sand, Silver Maple, Oak, French Walnut, Denver Oak, Bleached Pine, Pastel Grey, Silver Grey, Mid Grey, Black & Powder Blue.





Teachers Crescent Workstation

Desk with panel ends

Teachers Workstation constructed from 18mm melamine faced MDF top, modesty panels and panel ends with 2mm PVC edging and 40mm radiused child safe corners. Desk supplied with gable ends supported by floor protector adjustable glides and 3 no. large cable ports. Available in both right and left handed configurations.

Model	Size mm
BALTPW16L	W1600 x D1000 x H720
BALTPW16R	W1600 x D1000 x H720

Tops available
Ellmau Beech (B), Light Winchester Oak (O), Verona Cherry (C) or Light Grey (G).



Teachers Rectangular Desk

Desk with cantilever legs

Teachers Desk constructed from 25mm MFC top and 18mm modesty panel.

Model	Size
BALCD08*	W800 x D800 x H720
BALCD12*	W1180 x D800 x H720
BALCD14*	W1400 x D800 x H720
BALCD16*	W1600 x D800 x H720
BALCD18*	W1800 x D800 x H720

Tops available
Ellmau Beech (B), Light Winchester Oak (O), Verona Cherry (C) or Light Grey (G).



Teachers Rectangular Desk

Desk with panel ends

Teachers Desk constructed from 25mm MFC top and 18mm modesty panel.

Model	Size
BALPD08*	W800 x D800 x H720
BALPD12*	W1180 x D800 x H720
BALPD14*	W1400 x D800 x H720
BALPD16*	W1600 x D800 x H720
BALPD18*	W1800 x D800 x H720

Tops available
Ellmau Beech (B), Light Winchester Oak (O), Verona Cherry (C) or Light Grey (G).





BALDH60



BALDH604



BALMP3



BALMP2

Desk High Mobile Pedestal

- Focus storage tops are manufactured from 25mm MFC (Melamine Faced Chipboard) with 2mm PVC edging
- Carcass and back panels are manufactured from 18mm MFC
- Metal Handles (available without handles)
- Heavy-duty metal drawer runners
- Keyed-to-differ locking systems with hinged keys
- Customer Bespoke options available

Model	Size mm
BALDH604	W440 x D600 x H725
BALDH60	W440 x D600 x H725

Under Desk Mobile Pedestal

- Focus storage tops are manufactured from 25mm MFC (Melamine Faced Chipboard) with 2mm PVC edging
- Carcass and back panels are manufactured from 18mm MFC
- Metal Handles (available without handles)
- Heavy-duty metal drawer runners
- Keyed-to-differ locking systems with hinged keys
- Customer Bespoke options available

Model	Size mm
BALUD60	W440 x D600 x H700

Low Under Desk Mobile Pedestal

- Focus storage tops are manufactured from 25mm MFC (Melamine Faced Chipboard) with 2mm PVC edging
- Carcass and back panels are manufactured from 18mm MFC
- Metal Handles (available without handles)
- Heavy-duty metal drawer runners
- Keyed-to-differ locking systems with hinged keys
- Customer Bespoke options available

Model	Size mm
BALMP3	W440 x D600 x H570
BALMP2	W440 x D600 x H570

Tops available
Ellmau Beech (B), Light Winchester Oak (O), Verona Cherry (C) or Light Grey (G).



Tops available
Ellmau Beech (B), Light Winchester Oak (O), Verona Cherry (C) or Light Grey (G).



Tops available
Ellmau Beech (B), Light Winchester Oak (O), Verona Cherry (C) or Light Grey (G).





Single Pedestal Teacher Desk

Coloured frame & edge optional

Three drawer pedestal may be fitted on the left or right hand side. Manufactured from 18mm MFC.

Model	Size mm
TD440	W1400 x D800 x H720

Coloured frame with coloured PVC edged top
Available Red, Green, Blue, Yellow, Silver



PVC edge available in Red, Blue, Green, Yellow



Single Pedestal Teacher Desk

Complete with child safe radius corners and cable port. Supplied with a three drawer pedestal may be fitted on the left or right hand side. Manufactured from 18mm MFC.

Model	Size mm
SPTD13L	W1300 x D650 x H720 Pedestal fitted Left hand side
SPTD13R	W1300 x D650 x H720 Pedestal fitted Right hand side

Tops available
Ellmau Beech (B), Light Winchester Oak (O), Verona Cherry (C) or Light Grey (G).



Double Pedestal Teacher Desk

Complete with child safe radius corners and cable port. Supplied with a three drawer pedestal may be fitted on the left or right hand side.

Model	Size mm
DPTD16	W1600 x D650 x H720

Tops available
Ellmau Beech (B), Light Winchester Oak (O), Verona Cherry (C) or Light Grey (G).



Classroom Storage



Tray Unit Specification

- All storage furniture units are manufactured from 18mm melamine faced MDF quality furniture board and is finished with impact-resistant ABS edging for durability
- The mobile units are supplied with super strength easy glide castors (two braked) which are bolted to the base.
- Match or 'Mix & Match' tray colours and sizes
- Standard tray colours: Flame Red, Sunshine Yellow, Royal Blue, Grass Green (see colours page 79)
- Optional tray colours available on request at an additional cost



Shallow

- 312mm (w)
- 427mm (front to back)
- 75mm (h)



Deep

- 312mm (w)
- 427mm (front to back)
- 150mm (h)



Jumbo

- 312mm (w)
- 430mm (front to back)
- 300mm (h)




Standard Colours



Sunshine Yellow



Royal Blue




Grass Green



Flame Red



Charcoal Grey



Translucent

Optional Colours



Tropical Orange



Cyan Blue



Midnight Blue



Steel Blue



Plum Purple



Jolly Lime



Light Grey



Jet Black



Heavy duty rubber tyre castors, the front two of which are lockable





Single Bay 6 Tray Unit on Castors

Supplied with 6 shallow trays as standard. Trays are BSI tested for heavy educational use, have an incorporated handle and are fully recyclable.



Triple Bay 9 Tray Unit on Castors

Supplied with 9 deep trays as standard. Trays are BSI tested for heavy educational use, have an incorporated handle and are fully recyclable.



Double Bay 12 Tray Unit on Castors

Supplied with 12 shallow trays as standard. Trays are BSI tested for heavy educational use, have an incorporated handle and are fully recyclable.

Model	Size mm
1342-55B	W377 x D505 x H690

Colours available
Ellmau Beech (B), Light Winchester Oak (O), Verona Cherry (C) or Light Grey (G).



Tray Colours available
Flame Red, Royal Blue, Sunshine Yellow & Grass Green



Model	Size mm
1342-77B	W1050 x D505 x H690

Colours available
Ellmau Beech (B), Light Winchester Oak (O), Verona Cherry (C) or Light Grey (G).



Tray Colours available
Flame Red, Royal Blue, Sunshine Yellow & Grass Green



Model	Size mm
1342-56A	W717 x D505 x H690

Colours available
Ellmau Beech (B), Light Winchester Oak (O), Verona Cherry (C) or Light Grey (G).



Tray Colours available
Flame Red, Royal Blue, Sunshine Yellow & Grass Green





Triple Bay 18 Tray Unit on Castors

Supplied with 18 shallow trays as standard. Trays are BSI tested for heavy educational use, have an incorporated handle and are fully recyclable.



Single Bay 8 Tray Unit on Castors

Supplied with 8 shallow trays as standard. Trays are BSI tested for heavy educational use, have an incorporated handle and are fully recyclable.



Double Bay 16 Tray Unit on Castors

Supplied with 16 shallow trays as standard. Trays are BSI tested for heavy educational use, have an incorporated handle and are fully recyclable.

Model	Size mm
1342-57B	W1050 x D505 x H690

Model	Size mm
1342-34C	W377 x D505 x H835

Model	Size mm
1342-1A	W717 x D505 x H835

Colours available
Ellmau Beech (B), Light Winchester Oak (O), Verona Cherry (C) or Light Grey (G).



Tray Colours available
Flame Red, Royal Blue, Sunshine Yellow & Grass Green



Colours available
Ellmau Beech (B), Light Winchester Oak (O), Verona Cherry (C) or Light Grey (G).



Tray Colours available
Flame Red, Royal Blue, Sunshine Yellow & Grass Green



Colours available
Ellmau Beech (B), Light Winchester Oak (O), Verona Cherry (C) or Light Grey (G).



Tray Colours available
Flame Red, Royal Blue, Sunshine Yellow & Grass Green





Triple Bay 24 Tray Unit on Castors

Supplied with 24 shallow trays as standard. Trays are BSI tested for heavy educational use, have an incorporated handle and are fully recyclable.



Four Bay 16 Tray Unit

Supplied with 8 shallow, 4 deep and 4 jumbo trays as standard. Trays are BSI tested for heavy educational use, have an incorporated handle and are fully recyclable.



Four Bay 15 Tray Unit

Supplied with 6 deep and 9 jumbo trays as standard. Trays are BSI tested for heavy educational use, have an incorporated handle and are fully recyclable.

Model	Size mm
1342-2B	W1057 x D505 x H835

Model	Size mm
1342-142	W1397 x D505 x H835

Model	Size mm
1342-143	W1397 x D505 x H1140

Colours available
Ellmau Beech (B), Light Winchester Oak (O), Verona Cherry (C) or Light Grey (G).



Tray Colours available
Flame Red, Royal Blue, Sunshine Yellow & Grass Green



Colours available
Ellmau Beech (B), Light Winchester Oak (O), Verona Cherry (C) or Light Grey (G).



Tray Colours available
Flame Red, Royal Blue, Sunshine Yellow & Grass Green



Colours available
Ellmau Beech (B), Light Winchester Oak (O), Verona Cherry (C) or Light Grey (G).



Tray Colours available
Flame Red, Royal Blue, Sunshine Yellow & Grass Green







Four Bay 36 Tray Unit

Supplied with 24 shallow and 12 deep trays as standard. Trays are BSI tested for heavy educational use, have an incorporated handle and are fully recyclable.

Model	Size mm
1342-93A	W1397 x D505 x H1380

Colours available
Ellmau Beech (B), Light Winchester Oak (O), Verona Cherry (C) or Light Grey (G).



Tray Colours available
Flame Red, Royal Blue, Sunshine Yellow & Grass Green



Four Bay 10 Tray Storage Unit

Supplied with 6 deep and 4 jumbo trays as standard. Includes two door storage section complete with one height adjustable shelf. Trays are BSI tested for heavy educational use, have an incorporated handle and are fully recyclable.

Model	Size mm
1342-25B	W1397 x D505 x H1362

Colours available
Ellmau Beech (B), Light Winchester Oak (O), Verona Cherry (C) or Light Grey (G).



Tray Colours available
Flame Red, Royal Blue, Sunshine Yellow & Grass Green



16 Section Box Storage Unit

18mm melamine faced chipboard MFC throughout.

Model	Size mm
1342-40A	W1600 x D400 x H1600

Colours available
Ellmau Beech (B), Light Winchester Oak (O), Verona Cherry (C) or Light Grey (G).





Bench Seat with Tray Storage

Supplied with 6 jumbo trays and corner storage section as standard. Trays are BSI tested for heavy educational use, have an incorporated handle and are fully recyclable.

Model	Size mm
Consists of 2 x 3362-1A 1 x 3362-2A	W1581 x D1581 x H383

Colours available
Ellmau Beech (B), Light Winchester Oak (O), Verona Cherry (C) or Light Grey (G).



Tray Colours available
Flame Red, Royal Blue, Sunshine Yellow & Grass Green



Bench Seat with Storage

TBC



Bench Seat with Storage

TBC





2 Door Storage Unit

Supplied with no internals

18mm melamine faced chipboard MFC throughout. Doors locking as standard.



2 Door Storage Unit

Supplied with 2 height adjustable shelves

18mm melamine faced chipboard MFC throughout. Doors may be supplied locking on request.



Econ Series 2 Door Storage Unit

Including adjustable shelves

18mm melamine faced chipboard MFC throughout. Doors locking as standard.

Model	Size
BALDD76	W965 x D600 x H720
BALDD16	W965 x D530 x H1600
BALDD19	W965 x D530 x H1900

Code	Internals
MS	Melamine shelf
ROSFF	Roll out suspension filing frame
ROSH	Roll out shelf
BSS	Slotted shelf
BSDP5	Slotted shelf dividers
BUR	Adjustable lateral filing rail

Colours available
Ellmau Beech (B), Light Winchester Oak (O), Verona
Cherry (C) or Light Grey (G).



Model	Size mm
1342-9C	W1057 x D505 x H835

Colours available
Ellmau Beech (B), Light Winchester Oak (O), Verona
Cherry (C) or Light Grey (G).



Model	Size
BALEDD76	W965 x D530 x H725 inc 1 shelf
BALEDD12	W965 x D530 x H1200 inc 2 shelf
BALEDD16	W965 x D530 x H1600 inc 3 shelf
BALEDD18	W965 x D530 x H1800 inc 3 shelf

Colours available
Ellmau Beech (B), Light Winchester Oak (O), Verona
Cherry (C) or Light Grey (G).





Mobile Paper Storage

Supplied without doors

Mobile paper storage unit without doors. For storage of large sheets of paper - open shelf type. Supplied with 50mm rubber castors, two of which are locking and two fixed shelves supported all round for strength. 18mm melamine faced MDF throughout, top with 2mm PVC edge and corner rounded edge design. Robust metal to metal assembly fittings. Solid 18mm back panel to provide a rigid construction.

Item No.	Model	Size mm
3100	1342-125D	W900 x D610 x H700

Colours available
Ellmau Beech (B), Light Winchester Oak (O), Verona Cherry (C) or Light Grey (G).



Mobile Paper Storage

Supplied with locking doors

Mobile paper storage unit with lockable doors. For storage of large sheets of paper - lockable doors & handles. Supplied with 50mm rubber castors, two of which are locking and two fixed shelves supported all round for strength. 18mm melamine faced MDF throughout, top and doors with 2mm PVC edge and corner rounded edge design. Doors open through 270 degrees. Robust metal to metal assembly fittings. Solid 18mm back panel to provide a rigid construction.

Item No.	Model	Size mm
3130	1342-125DD	W900 x D610 x H700

Colours available
Ellmau Beech (B), Light Winchester Oak (O), Verona Cherry (C) or Light Grey (G).



Mobile Paper Storage

With 5 pull out drawers

Mobile paper storage unit for storage of A1 size paper. Complete with 5 drawers with handles. Supplied with 50mm rubber castor, two of which are locking. 18mm melamine faced MDF throughout, top complete with 2mm PVC edge and corner rounded edge design. Robust metal to metal assembly fittings. Solid 18mm back panel to provide a rigid construction. Rigid 4 sided drawer boxes with solid melamine faced MDF bases which are securely screwed to drawer fronts. Elegant silver metal bow handles with no sharp edges. Reliable progressive roller drawer runners.

Item No.	Model	Size mm
3160	1342-124A	W1000 x D650 x H650

Colours available
Ellmau Beech (B), Light Winchester Oak (O), Verona Cherry (C) or Light Grey (G).



Library Shelving & Associated Furniture



Desk/Table Top Specifications

Conway Range

Standard MFC Colours



Ellmau
Beech



Natural
Mandal
Maple



Light
Winchester
Oak



Verona
Cherry



Platinum
White



Brilliant
Yellow



China
Red



Delft Blue



May
Green

Chameleon Range

Standard MFC Colours



Platinum
White



Curry
Yellow



Diamond
Grey



Smoke
Blue



Kiwi
Green



Soft Black

Premiere Range

Standard MFC Colours



Sand
Gladstone
Oak



Grey
Bardolino
Oak



Grey
Corbridge
Oak



Shorewood



Sepia
Gladstone
Oak



Lava Grey
Fleetwood

Whilst we have made every effort to display as accurately as possible the colours, we cannot guarantee that what you see is an exact representation. If you would like to receive a colour sample please contact our education sales team.

Formica Laminate Colours

Standard MFC Colours



Clementine Juicy Pink Amarena Ultra Marine Caribbean Lemon

Specification

- All library shelving furniture is manufactured from 18mm melamine faced MFC furniture quality board with laminate faced MDF optional panels and is finished with impact-resistant ABS edging for durability
- The mobile units are supplied with super strength easy glide castors (two braked) which are bolted to the base.
- Corner rounded edge design on all panels
- Metal to metal assembly fittings
- Robust metal adjustable shelf track system with anchoring shelf support clips available on request
- Fixed shelving available on request
- Custom bespoke options available
- Warranty Period: 5 years
- Product Standards: BS4875 Parts 7 & 8 (strength & stability)
- Delivery Period: 4-6 weeks
- Delivery & Installation: Included in quoted catalogue prices



Track with anchoring shelf support clips



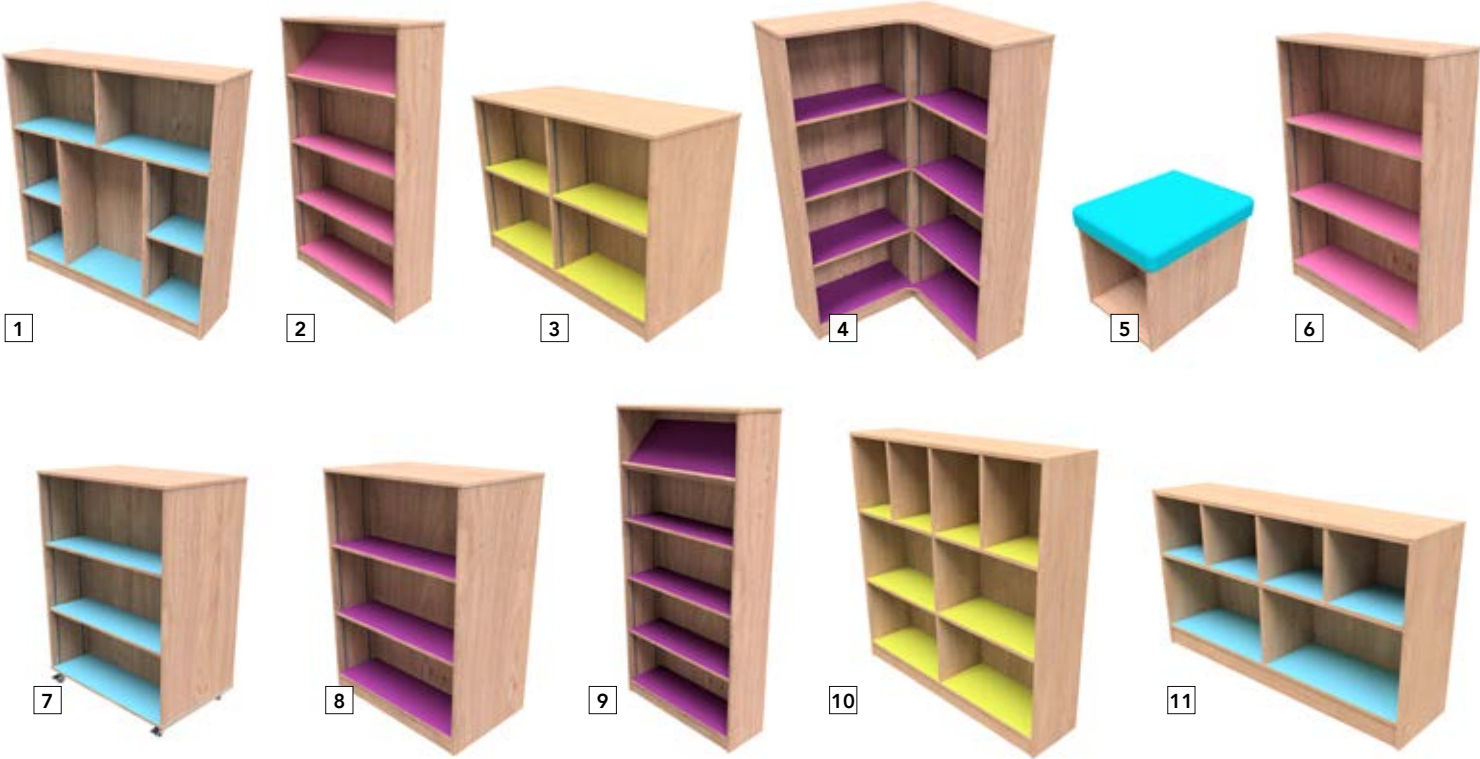
Heavy duty rubber tyre castors, the front two of which are lockable



Conway Range

This wall mounted range can enhance any library environment with its pleasing aesthetics and modular design.

Designed to be adaptable and flexible to provide shelving solutions for various applications and manufactured locally to be both robust and durable.



Model	Description
1 1342-45A	Single sided unit with 2 adjustable shelves
2 1342-46	Single sided unit with fixed sloping shelf and 2 adjustable shelves
3 1342-47A	Double sided unit with 4 adjustable shelves
4 1342-49A	Corner Storage Unit with 6 adjustable shelves
5 1342-50A	Book Storage Seat (vinyl seat available)
6 1342-51A	Single sided unit with 2 adjustable shelves
7 1342-187A	Double sided on castors (2no locking castors) with 4 shelves
8 1342-188A	Double sided with 4 shelves
9 1342-46A	Single sided unit with display shelf & 3 adjustable shelves
10 1342-133	Single sided unit with 8 shelves
11 1342-134	Single sided unit with 6 shelves





Chameleon Range



1



2



3



4



5



6



7



8

Model	Description
1 1342-217	Double bay 2-sided with 16 standard shelves & 4 display shelves
2 1342-216	Double bay 2-sided with 20 standard shelves
3 1342-213	Double bay 1-sided with 8 standard shelves & 2 display shelves
4 1342-212	Double bay 1-sided with 10 standard shelves
5 1342-215	Single bay 2-sided with 8 standard shelves & 2 display shelves
6 1342-214	Single bay 2-sided with 10 standard shelves
7 1342-211	Single bay 1-sided with 4 standard shelves & 1 display shelf
8 1342-210	Single bay 1-sided with 5 standard shelves

Size
W1664 x D570 x H2200mm
W1664 x D570 x H2200mm
W1664 x D300 x H2200mm
W1664 x D300 x H2200mm
W850 x D570 x H2200mm
W850 x D570 x H2200mm
W850 x D300 x H2200mm
W850 x D300 x H2200mm







Premiere Range

Our wall mounted Premiere real wood grained MFC library shelving system provides quality and elegance; is ideal for use in areas where image is important.
For Premiere finishes available please see page 90.
Other wood grained finishes are also available on request.

	Model	Description	Size
1	1342-140	Tall single sided book shelving unit	W800 x D300 x H1705mm
2	1342-139	Single sided book shelving unit	W800 x D300 x H1400mm
3	1342-138	Double sided book shelving unit	W800 x D570 x H1400mm





Beech Multi Display Unit

Combining both face-on and spine out display, this mobile unit can store all sorts of books and resources. 16 face-on compartments each 280mm high and 16 shelf sections of 210mm deep. Lockable castors.

Model	Size
1342-148B	Dia 800 x H1300



Mobile Kinder Box

18mm melamine faced chipboard MFC throughout. Comes with locking castors.

Model	Size
1342-12B	W600 x D600 x H450



Kinder Box

18mm melamine faced chipboard MFC throughout. Fully welded metal frame.

Model	Size
1342-20B	W600 x D600 x H485





Big Book Teacher Display

18mm melamine faced chipboard MFC throughout. Big book storage.

Model	Size
1342-103	W675 x D510 x H835/1225



Book Display Unit

Double Sided Book Display/Storage Unit with 3 display shelves & 3 storage shelves

Model	Size
1342-22B	W1220 x D445 x H985



Portable Book Trolley

Double sided book trolley, 3 fixed shelves each side and a sloping top display shelf. Supplied with 50mm rubber castors, two of which are locking. 18mm melamine faced MDF throughout with 2mm PVC edge and corner rounded edge design. Robust metal to metal assembly fittings. Solid 18mm back panel to provide a rigid construction.

Model	Size mm
1342-126A	W950 x D550 x H1100





Book Storage Unit

Book storage unit with sloping top shelf storage compartments. Coloured sloping shelf and kickboard available on request

Model	Size
1342-14B	W800 x D350 x H888mm



Book Storage Unit

Book storage unit with sloping top shelf storage compartments and 1 height adjustable shelf

Model	Size
1342-13B	W800 x D350 x H1244mm



Book Storage Unit

Book storage unit with sloping top shelf storage compartments and 2 height adjustable shelves

Model	Size
1342-11B	W800 x D350 x H1600mm





Medium Book Storage Unit

Smart medium, single or double sided book storage units, have adjustable shelves, four in the medium and six in the tall single units, two sets in the double units all with rounded polished edges. There is also an optional lectern shelf which can be placed on top for book displays. Book storage units are available in maple/red, maple/blue and all beech.


Model	Size
1342-176A Double Sided LECTURN SHELF	W750 x D600 x H1200



Medium Book Storage Unit

Smart medium, single or double sided book storage units, have adjustable shelves, four in the medium and six in the tall single units, two sets in the double units all with rounded polished edges. There is also an optional lectern shelf which can be placed on top for book displays. Book storage units are available in maple/red, maple/blue and all beech.

Model	Size
1342-158A Single Sided LECTURN SHELF	W750 x D325 x H1200



Tall Book Storage Unit

Smart tall, single or double sided book storage units, have adjustable shelves, four in the medium and six in the tall single units, two sets in the double units all with rounded polished edges. There is also an optional lectern shelf which can be placed on top for book displays. Book storage units are available in maple/red, maple/blue and all beech.

Model	Size
1342-149B Single Sided 1342-164A Double Sided LECTURN SHELF	W750 x D325 x H1500 W750 x D628 x H1500





Large Bean Bag Reading Chair

This relaxed chair shaped bean bag provides suitable back and neck support to make study time more comfortable. The seat moulds to the shape of the body allowing students focus on the task at hand.

Model	Size
ED1HBKOD	Dia 660mm x H 1180mm



Bean Bag Cube

Boost your learning space with a touch of creativity using the Classroom Cube Bean Bags. These practical cubes are large enough for teens and adults to sit comfortably – making them ideal for creative breakout sessions or outdoor games.

Model	Size
ED3C4BODINS (3 Pack)	L 380 x W 380 x H 380 mm
ED5C4BODCOM (5 Pack)	L 380 x W 380 x H 380 mm



Children's Bean Bag Reading Chair

Apply ergonomic design to a traditional bean bag - specifically to enhance the experience of reading and you get the Children's Bean Bag Reading Chair. Sitting on the front creates suitable back and neck support with the seat moulding to the shape of the body – allowing the child to simply lose themselves in a good book.

Model	Size
EDAKHBOD (Single)	Dia 580mm x H 850mm
ED5KHBODCOM (5 Pack - Brights)	Dia 580mm x H 850mm
ED5KHBODINS (5 Pack - Naturals)	Dia 580mm x H 850mm





Indoor-Outdoor Gaming Bean Bag

- Indoor and outdoor use bean bag
- Relaxing contemporary design
- High quality and soft fabric
- Durable and water resistant
- Easy to clean
- Structured back for posture support
- Extra strong with double stitching
- Extra secure with double zippers
- 900(w) x 840(d) x 730(h) mm

Cleaning instructions

We recommend using surface cleaner only, using a mild detergent if necessary. To keep your fabrics looking good as new, please store away from direct sunlight when not in use. Please store indoors when not in use.



Model	Size
000RECOD001	Black
000RECOD008	Red
000RECOD009	Pink
000RECOD012	Lime
000RECOD013	Blue
000RECOD014	Navy
000RECOD015	Orange
000RECOD016	Aqua
000RECOD017	Ochre
000RECOD018	Olive
000RECOD021	Mulberry
000RECOD022	Grey



BRS Range

This versatile modular range offers interesting seating solutions and provides the ability to create a stunning impression.



Chair no arm
BRS



Corner Unit
BRSC



Chair with left arm
BRS/L



Chair with right arm
BRS/R



Coffee Table with
wooden top BTSW



Armchair
BRSA



2 Seater with arms
BRS/2



3 Seater with arms
BRS/3



Concave Segment
BRSM



Concave Segment
with left arm
BRSM/L



Concave Segment
with right arm
BRSM/R



Convex Segment
BRSF



Convex Segment
with left arm
BRSF/L



Convex Segment
with right arm
BRSF/R



Coffee Table with glass
top BTS





Model	Size w x d x h (mm)
BRS	575 x 710 x 740
BRSC	670 x 670 x 740
BRS/L	625 x 710 x 740
BRS/R	625 x 710 x 740
BTSW	620 x 620 x 330
BRSA	650 x 710 x 740
BRS/2	1210 x 710 x 740
BRS/3	1950 x 710 x 740
BRSM	350-570 x 720 x 740
BRSM/L	350-610 x 720 x 740
BRSM/R	350-610 x 720 x 740
BRSF	610-350 x 720 x 740
BRSF/L	650-310 x 720 x 740
BRSF/R	650-310 x 720 x 740
BTS	620 x 620 x 330



- Flame retardant foams & fabrics
- Seat height 400mm
- 2 tone available
- 5 year guarantee (8 hour use)







Hexad Small

Small hexagonal stool with black nylon feet. A modern take on the traditional stool. Easily adaptable to fit into many different areas from primary education to contemporary break out areas. Upholstered in Just Colour vinyl.

- CMHR foam
- Plywood frame
- Black nylon feet

Model	Size
HEXAD SMALL	500 (W) x 500 (D) x 460 (S/H)



Hexad Medium

Medium hexagonal stool with black nylon feet. A modern take on the traditional stool. Easily adaptable to fit into many different areas from primary education to contemporary break out areas. Upholstered in Just Colour vinyl.

- CMHR foam
- Plywood frame
- Black nylon feet

Model	Size
HEXAD MEDIUM	600 (W) x 600 (D) x 460 (S/H)



Hexad Large

Large hexagonal stool with black nylon feet. A modern take on the traditional stool. Easily adaptable to fit into many different areas from primary education to contemporary break out areas. Upholstered in Just Colour vinyl.

- CMHR foam
- Plywood frame
- Black nylon feet

Model	Size
HEXAD LARGE	920 (W) x 920 (D) x 460 (S/H)





7006 Chair

Beech Frame Medium Back Armchair

- Solid Beech Frame
- Flame retardant foams
- 5 year guarantee (8 hour use)
- Fully sprung seats and mortice & tenon joints
- Upholstered in Camira Xtreme fabric

Model	Size
7006	640(w) x 735(d) x 890(h) mm



Sequel Chair

Sequel is a contemporary and comfortable stacking chair with a gently rounded back and matching armrests. This chrome finished stacking chairs is available with or without arms, optional writing tablet and anti-rock back legs. Upholstered in Just Colour.

Model	Size
CH63	440(w) x 550(d) x 800(h) mm



Casino Tub Chair

With its smooth curved backrest, padded seat and matching wooden feet you will find it a superb match for blending in with all colour schemes and interiors. Upholstered in Camira Xtreme fabric.

Model	Size
TUB CHAIR	670(w) x 610(d) x 780(h) mm

**2 SEATER
TUB CHAIR
3 SEATER
TUB CHAIR**





Click Tub Chair

Single unit tub chair, chrome glides as standard. Upholstered in Camira Xtreme fabric.

- Flame retardant foams
- Manufactured in the UK
- 5 year guarantee (8 hour use)

Model	Size
TUB CHAIR CL04	680(w) x 610(d) x 770(h) mm SH 490mm



Click 2 Seater Chair

Double unit tub chair, chrome glides as standard. Upholstered in Camira Xtreme fabric.

- Flame retardant foams
- Manufactured in the UK
- 5 year guarantee (8 hour use)

Model	Size
2 SEATER CL05	1180(w) x 610(d) x 770(h) mm SH 490mm



Click 3 Seater Chair

Triple unit tub chair, chrome glides as standard. Upholstered in Camira Xtreme fabric.

- Flame retardant foams
- Manufactured in the UK
- 5 year guarantee (8 hour use)

Model	Size
3 SEATER CL06	1780(w) x 610(d) x 770(h) mm SH 490mm





Martin Circular Table

Martin tables are available with laminate tops with a solid wood edge profile. Each top has a curved chamfer on each long edge, providing a unique aesthetic to each and every martin table. The leg frames are available in either solid oak, or in solid natural walnut timber.

Model	Size
MCT 10C	1000 diam x 740mm
MCT 12C	1200 diam x 740mm
MCT 15C	1500 diam x 740mm
MCT 18C	1800 diam x 740mm



Martin Rectangular 4 Leg Table

Martin tables are available with laminate tops with a solid wood edge profile. Each top has a curved chamfer on each long edge, providing a unique aesthetic to each and every martin table. The leg frames are available in either solid oak, or in solid natural walnut timber.

Model	Size
MMT 1608 R	1600 x 800 x 740mm
MMT 1808 R	1600 x 800 x 740mm
MMT 2010 R	2000 x 1000 x 740mm
MMT 2412 R	2400 x 1000 x 740mm



Martin Rectangular 6 Leg Table

Martin tables are available with laminate tops with a solid wood edge profile. Each top has a curved chamfer on each long edge, providing a unique aesthetic to each and every martin table. The leg frames are available in either solid oak, or in solid natural walnut timber.

Model	Size
MMT 3614 R	3600 x 1400 x 740mm
MMT 4414 R	4400 x 1400 x 740mm





Martin High Table

Martin high tables, at the height of 1,050mm, offer a fantastic opportunity to work and collaborate in a different way. They are available with laminate tops with a solid wood edge profile.

Model	Size
MHT 1808 R	1800 x 800 x 1050mm
MHT 2008 R	2000 x 800 x 1050mm
MHT 2010 R	2000 x 1000 x 1050mm
MHT 2410 R	2400 x 1000 x 1050mm



Library Table Lights

Martin Library lighting can enhance any Martin table installation, providing a soft focus for users, in addition to a degree of visual separation where required. The lights are designed to suite in with Martin, featuring a solid oak or walnut wood structure and featuring energy efficient LED lights. Each light is independently switched and is provided with it's own transformer and a 2m lead to a UK, 3 pin plug, to allow a simple 'plug and play' installation on site. The temperature of the light is 'cool white' and the light level at the table top is 263 Lux.

Model	Description	Size
MLL 24	2400mm module	1300 x 400mm
MLL 36	3600mm module	2000 x 400mm
MLL 44	4400mm module	3606 x 400mm
MCP	Cable port	



Jack Table

Jack meeting tables are another development from our large portfolio of meeting and conference table collection. Available at a height of 740mm with top finishes in MFC or in wood veneer, with a square edge profile, or in laminate with a chamfered edge profile.

Model	Size
JMT 1808 R	1800 x 800 x 740mm
JMT 2010 R	2000 x 1000 x 740mm
JMT 2410 R	2400 x 1000 x 740mm
JMT 3612 B (Boat Shape)	3600 x 1200/1000 x 740mm





Campus Table

Campus meeting tables are another development from our large portfolio of meeting and conference table collection. Available at a height of 1050mm with top finishes in MFC, laminate with a reverse chamfer edge profile and radius corners or in solid wood veneer with a square edge profile.

Model	Size
CMHT 1808 R (4 leg)	1800 x 800 x 1050mm
CMHT 2410 R (4 leg)	2400 x 800 x 1050mm
CMHT 3610 R (6 leg)	3600 x 800 x 1050mm



Box-it Low Circular Table

Simple yet flexible, fun and funky, angular yet soft, box-it makes it easy to brighten any space and can be reconfigured continuously to meet the demands of the more informal meeting spaces.

Model	Size
BOXT1	925 dia x 540(h) mm



Box-it Low Square Table

Simple yet flexible, fun and funky, angular yet soft, box-it makes it easy to brighten any space and can be reconfigured continuously to meet the demands of the more informal meeting spaces.

Model	Size
BOXT2	700 x 700 x 540(h) mm





Dylan Panel End High Table

Manufactured from 50mm thick, lightweight mdf and with laminated surfaces. Dylan offers durability, robustness and style in meeting, eating and collaborative situations.

Model	Size
DYL 2207 HT	2200 x 750 x 1050mm
DYL 1807 HT	1800 x 750 x 1050mm



Dylan Panel End Table

Manufactured from 50mm thick, lightweight mdf and with laminated surfaces. Dylan offers durability, robustness and style in meeting, eating and collaborative situations.

Model	Size
DYL 2207	2200 x 750 x 750mm
DYL 1807	1800 x 750 x 750mm
DYL 22 BS (Bench Seat)	2200 x 380 x 450mm
DYL 18 BS (Bench Seat)	1800 x 380 x 450mm



Coffee Table

Square white laminate top with natural beech legs

Model	Size
WS-4680	800 x 800 x 460(h) mm



Nursery Furniture





Nursery Chair

One piece wooden pupil chair, strong laminated beech frame with lacquered shaped seat and back to promote good posture and added comfort.

Item No.	Model	Size	Seat height
4440	CK40255	1	260mm
4480	CK40256	2	310mm
4520	CK40390	3	350mm

Colours available
Beech



Postura+

The Postura+ chair is proven to be durable, comfortable and offer excellent value for money. They are strong, light, stain resistant, antistatic and easy to clean. The perfect addition to any dynamic learning environment.

Model	Size	Seat height
EN1	1	260mm
EN2	2	310mm
EN3	3	350mm

Colours available
Jet Black, Slate Grey, Iron Grey, Ash Grey, Poppy Red, Tangerine Fizz, Sun Yellow, Lime Zest, Forest Green, Ink Blue, Powder Blue, Aqua Blue, Grape Crush, Nordic Blue, Misty Brown, Moss Green, Rose Blossom, Light Sand & Hazy Jade



EN One Chair

- Stacks 21 high safely and securely
- 10 colours
- BS EN16139:2013 level 2 certification for severe contract use
- EN1729 compliant parts 1 and 2
- Weight limit 150kg (330lbs)
- Uses less plastic than other chairs in its class

Model	Size	Seat height
EN-One1	1	260mm
EN-One2	2	310mm
EN-One3	3	350mm

Colours available
Royal Blue, Lime Green, Banana Yellow, Mandarin Orange, Cherry Red, Velvet Purple, Sky Blue, Night Grey and Black





Square Nursery Table

Square nursery table, 750mm x 750mm x 18mm thick laminate faced MDF top comes with polished bullnose edge and 30mm radius corners. Fully welded underframe with 38mm dia legs. With powder coated finish and floor protection feet.

Model	Size	Dimensions
NTL13	1	750 x 750 x 460(h)mm
NTL14	2	750 x 750 x 530(h)mm

Colours available
Ellmau Beech (B), Light Winchester Oak (O), Red, Blue, Yellow & Green (P.O.A.)



Formica Colours available P.O.A see page 49

Frame colours available
Silver, Black, Grey, Red, Blue, Green, Yellow & Brown



Flower Nursery Table

18mm thick laminate faced MDF top comes with polished bullnose edge for Health & Safety. Fully welded underframe with 38mm round tubular legs. With powder coated finish and floor protection feet. Conforms to BS EN 1729 Parts 1 & 2

Model	Size	Dimensions
NTL21	1	Dia 1200 x H460
NTL22	2	Dia 1200 x H530

Colours available
Ellmau Beech (B), Light Winchester Oak (O), Red, Blue, Yellow & Green (P.O.A.)



Formica Colours available P.O.A see page 49

Frame colours available
Silver, Black, Grey, Red, Blue, Green, Yellow & Brown



Horseshoe Nursery Table

18mm thick melamine faced MDF top comes with 2mm PVC edge with rounded corners. 25 x 25mm fully welded 16G underframe with powder coated finish and floor protection inserts.

Item No.	Model	Dimensions
2430	HST2	Dia 1680 x H530

Colours available
Ellmau Beech (B), Light Winchester Oak (O), Red, Blue, Yellow & Green (P.O.A.)



Formica Colours available P.O.A see page 49

Frame colours available
Silver, Black, Grey, Red, Blue, Green, Yellow & Brown





Rectangular Nursery Table

Rectangular nursery table, 1100mm x 550mm x 18mm thick laminate faced MDF top comes with polished bullnose edge and 30mm radius corners. Fully welded underframe with 38mm dia legs. With powder coated finish and floor protection feet.

Model	Size	Dimensions
NTL01	1	1100 x 550 x 460(h)mm
NTL02	2	1100 x 550 x 530(h)mm

Colours available
Ellmau Beech (B), Light Winchester Oak (O), Red, Blue, Yellow & Green (P.O.A.)



Formica Colours available P.O.A see page 49

Frame colours available
Silver, Black, Grey, Red, Blue, Green, Yellow & Brown



Circular Nursery Table

Circular nursery table, 1000mm dia x 18mm thick laminate faced MDF top comes with polished bullnose edge and 30mm radius corners. Fully welded underframe with 38mm dia legs. With powder coated finish and floor protection feet.

Model	Size	Dimensions
NTL05	1	1000 dia x 460(h)mm
NTL06	2	1000 dia x 530(h)mm

Colours available
Ellmau Beech (B), Light Winchester Oak (O), Red, Blue, Yellow & Green (P.O.A.)



Formica Colours available P.O.A see page 49

Frame colours available
Silver, Black, Grey, Red, Blue, Green, Yellow & Brown



Trapezoidal Nursery Table

Trapezoidal nursery table, 1100mm x 550mm x 18mm thick laminate faced MDF top comes with polished bullnose edge and 30mm radius corners. Fully welded underframe with 38mm dia legs. With powder coated finish and floor protection feet.

Model	Size	Dimensions
NTL09	1	1100 x 550 x 460(h)mm
NTL10	2	1100 x 550 x 530(h)mm

Colours available
Ellmau Beech (B), Light Winchester Oak (O), Red, Blue, Yellow & Green (P.O.A.)



Formica Colours available P.O.A see page 49

Frame colours available
Silver, Black, Grey, Red, Blue, Green, Yellow & Brown







Tree Stumps 3 Pack

- Ideal addition to woodland themed classrooms
- Crafted with water-resistant fabric for indoor or outdoor use
- Imaginative design, sure to spark young imaginations
- Super-comfy seat for little ones
- Stackable design for easy storage
- Printed with a high-definition log design
- Filled with squishy beans for supreme comfort
- Durable wipe-clean fabric

Model	Size
ED3FSTODTREE	380mm(d) x 200mm(h)



Tree Stumps 4 Pack, Multipack

- This pack includes x 3 small sitting stumps and one large, perfect for small story telling circles or to use for practical work groups
- Stackable design for easy storage
- Printed with a high-definition log design
- Filled with squishy beans for supreme comfort
- Durable wipe-clean fabric

Model	Size
ED4BUN-TREES	380mm(d) x 200mm(h)



Multi Seater Foam Log

- Ideal addition to woodland themed classrooms
- Crafted with water-resistant fabric for indoor or outdoor use
- Comfortably seats up to three children
- Perfect for one-to-one reading with teacher
- Printed with a high-definition log design
- Filled with a high density foam for extra comfort
- Durable wipe-clean fabric
- Prop against a wall for back support

Model	Size
ED1FOAMLOG	1000mm(l) x 400mm(w) x 250mm(h)





Grass Bean Cubes 2 Pack

- Stackable design allows for convenient storage
- Can be pushed against a wall to provide back support
- High-definition, photographic quality grass printed design on walls and top
- Line up together to create a replica hedge which can sit multiple children
- Ideal for small or compact learning spaces

Model	Size
ED2CUBODGRASS	H380mm x L380mm x W380mm



Toadstools 3 Pack

- Inspiring addition to woodland themed classrooms
- Crafted with water-resistant fabric for indoor or outdoor use
- Functional form of flexible seating
- Super-comfy seat for little ones
- Stackable design for easy storage
- High-definition toadstool print design
- Filled with squishy beans for supreme comfort
- Durable wipe-clean fabric

Model	Size
ED3FSTODTOAD	D340mm x H190mm



Toadstools 4 Pack

- This pack includes x3 small Toadstools and one large, perfect for small story telling circles or to use with small work groups.
- Inspiring addition to woodland themed classrooms
 - Crafted with water-resistant fabric for indoor or outdoor use
 - Functional form of flexible seating
 - Super-comfy seat for little ones
 - Stackable design for easy storage
 - High-definition toadstool print design
 - Filled with squishy beans for supreme comfort
 - Durable wipe-clean fabric

Model	Size
ED4BUN-TOAD	D340mm x H190mm





Rainbow Multi-way Floor Mat

- Keeps children cushioned on the floor with it's comfortable foam filling
- Practical foundation suitable for multiple children, or transform into a cosy corner seat
- Great for engaging group work or as a cosy reading corner for one
- Folds away for swift movement and storage
- Quick and easy to wipe-clean
- Suitable for under 3's

Model	Size
ED1MATRAIN	1240mm(w) x 30mm(h)



Sea Life Fish

- Friendly printed face design
- Comfortable bean bag chair with back support – ideal as a reading chair
- Helps when creating a seaside or under the sea themed learning area or reading space
- Features foam filled fins adding extra sensory features

Model	Size
ED1ZOOFISHOD	640mm(w) x 960mm(h)



Sea Life Octopus

- Seats up to eight children around the body
- “Wow factor” prop to theme a seaside or an under the sea learning zone
- Friendly and engaging character that children will love
- Curved arms designed to aid sitting positions
- Perfect for group work

Model	Size
ED1ZOOOCTOPUS	1560mm(w) x 480mm(h)





Sea Life Whale

- Can sit multiple children
- Can be used as a lounger for independent reading
- Create a themed cross-curricular learning zone
- Inspires learning about oceans and sea life
- Friendly printed face design



Minibeast Caterpillar

- Can sit multiple children on six individual segments
- Features high definition, dye sublimation printed caterpillar
- Modular design can be arranged into multiple shapes, including a flower
- Encourages discussion on caterpillars and lifecycles
- Stackable for easy and compact storage
- Perfect for reading corners and circles



Ladybird Seat

- Inspire young imaginations to set off on plenty of adventures with this themed seat. Filled with supportive beads, making the perfect reading spot
- Encourages social and imaginative play
- Friendly and engaging character that children will love

Model
ED1ZOOWHALEOD

Size
H500mm x
L1190mm x
W780mm

Model
ED1ZOOCAT6STL

Size
H200mm x
Dia380mm (per
segment)

Model
ED1LADYOD

Size
420mm(w) x
750MM (d) x
400mm(h)





Taggies Chair - Touch Tags

- Offer a calm and comforting sensory haven for fidgety hands with this supportive taggies chair.
- Take outdoors in a moments notice and wipe clean after use
- Great seating addition to the taggies range
- Available individually or pack of 2
- Cover is removable and machine washable, do not tumble dry or iron.



Bean Bag Floor Cushion - Touch Tags

- Flexible seating solution that can be used in multiple positions
- Can seat multiple children when used as a floor cushion or be used independently
- Position several together to form a large floor cushion
- Available in Bright and Natural colours
- Provides a controlled fidgeting outlet to encourage engagement and attention
- Perfect for sitting or relaxing



Support Seat - Touch Tags

- Can be used in multiple positions
- Anti-slip base for added safety when used on shiny surfaces
- Horseshoe shape gives optimum support for infants learning to sit
- Provides back or neck support when reading
- Provides a controlled fidgeting outlet to encourage engagement and attention
- Suitable for under 3's

Model
EDITAGDARO-DO13

Size
750mm(h)

Model
ED1TAGOD005
Natural
ED1TAGOD013
Blue

Size
1000mm(w) x
1250mm(h)
1000mm(w) x
1250mm(h)

Model
ED1TAGSUPSEATOD

Size
W700mm x
D500mm x
H250mm





Glow in the Dark Galaxy Medium Bean Bag Floor Cushion

To infinity and beyond! Budding little astronauts will adore this glow in the dark floor cushion. The glow in the dark galaxy print that features a large number of stars and cool coloured nebulas. Cover is removable and machine washable, do not tumble dry or iron.

Model
EDIKBGGALAXY

Size
W1000mm x
D1250mm x
H300mm



Glow in the Dark Galaxy Bean Bag

Light up their worlds by building dark dens together and exploring space with your little learners through play. Great for space-themed spaces, creating nooks and cosy story time! When not being used as a chair, the Galaxy bean bag makes for a great focal point and a great idea for adding that finishing touch. Cover is removable and machine washable, do not tumble dry or iron.

Model
EDIKPOGALAXY

Size
W620mm x
H700mm



Glow in the Dark Star Smile Chair

A comfortable place to read, play and get your kids interested in the wonders of Space all at the same time! The glow in the dark feature is a playful and calming touch, it's reflective star print allows you to light up their worlds by building cosy, dark dens together. Cover is removable and machine washable, do not tumble dry or iron.

Model
EDISMILESTAR

Size
W530mm x
D680mm x
H700mm





ED05



ED07



ED09



ED11

Educational Early Years Range

This range of seating has been designed with the needs of the younger pupil in mind. It has been based on our reliable and well constructed adult size 4000 range, specifically scaled down to give comfort and support while meeting the needs of younger pupils.

Features

- Flame retardant foam
- Lower seat height
- Matching tables
- Priced in Just Colour Vinyl

Model	Description	Size
ED05	Early Years Low Chair	W405 x D480 x SH310mm
ED06	Early Years Low Square Table	W395 x D395 x SH310mm
ED07	Early Years Low Two Seater	W810 x D480 x SH310mm
ED09	Early Years Low Three Seater	W1215 x D480 x SH310mm
ED10	Early Years Low Rectangular Table	W592 x D395 x H310mm
ED11	Early Years Low Corner Seating Unit	W770x770 x D450-870 x SH310mm

Upholstered arm



T 02890 301411



www.moffetteducation.co.uk



sales@moffett.co.uk



Model LU31



Model LU32



Model LU33



Model LU34

Lunar Early Years Range

Ideal for use in schools for the younger pupil, this versatile range of low pouffes with four distinct shapes gives you endless configuration options to meet the ever changing needs of educational establishments. Ideal as seating solutions for reading areas within the classroom as well as a school library.

Lunar Junior Features

- Flame retardant foam
- Stylish design
- 5 Year guarantee
- Modular

Model	Description	Size
LU31	Early Years Circular Seat	W525 x D525 x Seat H320mm
LU32	Early Years Dogbone Seat	W590 x D760 x Seat H320mm
LU33	Early Years Kidney Seat	W480 x D700 x Seat H320mm
LU34	Early Years Square Seat	W525 x D525 x Seat H320mm



Dining Furniture





Miro Chair

Dining chair, one piece plywood shell

Model
MIRO 616

Size
450mm Seat Height

Colours available
Beech, Wenge, Green, Violet, Blue, Grey, Yellow,
Orange, Sky Blue, Beige, White, Pink, Red or Black



Frame colours available
Chrome



Art Chair

Dining chair, two piece plywood seat and back

Item No.
20

Model
ART2450

Size
460mm Seat
Height

Colours available
Beech, Wenge, Green, Violet, Blue, Grey, Yellow,
Orange, Sky Blue, Beige, White, Pink, Red or Black



Frame colours available
Chrome



Sandy Chair

Dining chair, two piece plywood seat and back

Model
SENDY-SN510

Size
450mm Seat Height

Colours available
Beech, Oak, Wenge, White or Black (other colours
available at additional cost)



Frame colours available
Chrome





Sentry Stool

Dining stool, two piece plywood seat and back

Item No.	Model	Size
41	SENDSY-S	770mm Seat Height 1060mm Overall Height

Colours available
Beech, Oak, Wenge, White or Black (other colours available at additional cost)



Frame colours available
Chrome



Art Stool

Kitchen stool, 2 piece wooden seat and back c/w footrest and non-marking feet

Model	Size
ART2458	610mm Seat Height

Colours available
Beech, Wenge, Green, Violet, Blue, Grey, Yellow, Orange, Sky Blue, Beige, White, Pink, Red or Black



Frame colours available
Chrome



Dining Table

Square Dining Table. Black cast iron pedestal base complete with adjustable feet. 18mm laminate MDF top complete with 2mm PVC edge.

Item No.	Model	Size
200-204	DTS735	800 x 800 x 735(H)mm

Colours available
Light Winchester Oak, Light Grey, Blue, Red or Black



T 02890 301411



www.moffetteducation.co.uk



sales@moffett.co.uk



Flip Top Table

Rectangular, lightweight, flip-top table, c/w with 18mm thick laminated MDF top and 2mm PVC edge, release bar for easy use, anti-tilt mechanism, frame c/w 4 locking castors.

Item No.	Model	Size
290-294	FSO1800	1800 x 760 x 740(H)mm

Colours available
Light Winchester Oak, Light Grey, Blue, Red or Black



Frame colours available
Grey or Silver



Bistro Table

Poseur table, circular, 18mm thick laminate MDF top c/w 2mm PVC edge, 450mm dia brushed stainless steel pedestal base

Item No.	Model	Size
360-364	DTP60	600 Dia x 1120(H)mm

Colours available
Light Winchester Oak, Light Grey, Blue, Red or Black



4 Leg Bistro Table

Poseur table, circular, 4 leg 25 x 25 box section, fully welded underframe, 18mm thick laminate MDF top c/w 2mm PVC edge.

Item No.	Model	Size
390-394	DTP4L60	600 Dia x 1120(H)mm

Colours available
Light Winchester Oak, Light Grey, Blue, Red or Black



Edge colours available
Grey, Black, Brown & Silver






Signature Table Range

The signature range has been the market leading mobile folding dining table in the UK and Europe for over 50 years.

- Laminate top available in 24 colours with MDF core
- SICO Armor-Edge which hermetically seals table top against moisture and bacteria
- Easy one person operation
- Full range of heights and sizes to suit all ages
- Use for dining, classroom activities and breakout sessions
- 10 stool colours to choose from
- Bespoke laminate options

Top Colours available



Stool Colours available



Table & 12 Chairs Folding Unit

SICO 12 seater folding dining table and stool unit

Model	Size
TTC93-27	3050mm(w) x 750mm(d) x 690mm(h), Seat height - 385mm
TTC93-29	3050mm(w) x 750mm(d) x 740mm(h), Seat height - 435mm



Table & 8 Chairs Folding Unit

SICO 8 seater folding dining table and stool unit

Model	Size
TTF93-27	2431mm(w) x 750mm(d) x 690mm(h), Seat height - 385mm
TTF93-29	2431mm(w) x 750mm(d) x 740mm(h), Seat height - 435mm



Fabric Swatches



Camira Xtreme



Camira Xtreme



Sombrero
YS046



Rum
YS173



Lombok
YS159



Apple
YS096



Cayman
YS024



Steel
YS095



Windjammer
YS047



Slip
YS094



Tonga
YS160



Appledore
YS077



Krabi
YS141



Osumi
YS171



Blizzard
YS081




Padang
YS145



Taboo
YS045



Bonaire
YS172



Havana
YS009



Just Colour Faux Leather



Raspberry Crush



Pear



Wasabi




Moss



Citrus Green



Dijon



Dune




Eden



Laurel



Rainforest



Applemint




Scrubs




Calypso




Sea Green




Teal



Cool Blue



Blue Steel




Lupin




Likoni



Aquamarine




Dolphin



Ocean Blue




Sapphire Blue




Candy




Bubblegum




Jazzberry



Deep Rose



Cherry Blossom



Fuchsia




Golden Honey




Just Colour Faux Leather

				
Purple Rain	Lilac	Grape	Ultraviolet	Blackberry
				
Elephant	Professor Plum	Damson	Battleship	Greyfriar
				
Jasmine White	Putty	Koala	Gunmetal Grey	Cobalt
				
Almond	Magnum	Pecan	Walnut	Cocoa
				
Sunblush	Gingersnap	Coral	Fudge	Nutmeg
				
Tangerine	Mikado	Rouge	Rusty	Mulled Wine
				
Primrose	Marigold	Lemon	Pillarbox	Rosso







POLLEN 219 Forest



POLLEN 313 Yellow



POLLEN 321 Olive



POLLEN 903 Charcoal



POLLEN 139 Aqua




POLLEN 618 Blush



POLLEN 399 Gold/Slate




Panaz Patternistas




CHORUS 117 Royal



CHORUS 831 Cream/Gold



CHORUS 339 Gold/Slate



CHORUS 903 Charcoal



CHORUS 115 Turquoise




CHORUS 443 Tomato




CHORUS 831 Cream/Gold







DEWDROP 100 Blue




DEWDROP 2107 Evergreen




DEWDROP 609 Rose



DEWDROP 903 Charcoal



DEWDROP 300 Gold



DEWDROP 834 Honey



DEWDROP 339 Gold/Slate





