



Public Library Furniture  
FAE-21-025 Tender Lot 2  
Catalogue





## Your established educational furniture supplier

With over 25 years experience working with the Education Authority, you are guaranteed a first class choice of the very best in Educational Furniture all wrapped up in our new Library Shelving in Schools catalogue. We offer a wide choice of robust and affordable furniture that continues to meet your needs.

Our products are fit for purpose, attractive, sturdy and many of the library furniture ranges comply with BS EN 4875 standard for strength and stability.





## Try before you buy

Visit our 12,000 square feet showroom and choose furniture items to be delivered to your school for assessment.

## Free Planning & Advisory Service

Whether you're furnishing a new building or simply a refurbishment of an existing room, our advice and expertise is there for you. Our friendly and helpful staff will work with you to design the environment which best suits your needs and your budget. This free service includes a site survey and CAD furniture layouts.

## Manufacturing Expertise in Belfast

Moffett & Sons has enjoyed an enviable reputation for the highest standards of manufacturing expertise.

Today, quality remains our watchword and, as one of Ireland's leading Educational Furniture manufacturers, we take the vast majority of our products from raw material to finished goods in our extensive factory in Belfast. We manufacture loose, fitted and bespoke furniture which complies fully with all Educational Furniture specifications and standards.

## Delivery time

When your order contains products with different delivery times, we will deliver your complete order against the product with the longest delivery time unless you request or we advise differently. However during February, March, June, July and August delivery times may increase (we will advise you). We urge you to order early giving details if you require your order for a specific date. Please also notify us of school opening and closing times during holiday periods and if possible provide a contact telephone number.

## Free delivery

All orders are delivered free throughout Northern Ireland. We deliver to all floor levels at no extra charge. Furniture is placed into specified rooms as per CAD drawings. Project managed deliveries are available on request (terms & conditions apply). All items are assembled ready for use.

## Your guarantee of satisfaction

The modern teaching environment places heavy demands on furniture and fittings, so we build quality and durability into everything we produce. Everything you buy from Moffett & Sons is guaranteed against defective materials and workmanship for one year after purchase, subject to normal wear and tear, and many items for longer.

**Moffett & Sons**

Seymour Hill Industrial Estate  
Dunmurry  
Belfast  
BT17 9PW

[www.moffetteducation.co.uk](http://www.moffetteducation.co.uk)

**Fax:** 028 9060 4140

Angela Davison

**Email:** [angelad@moffett.co.uk](mailto:angelad@moffett.co.uk)

**Tel:** 028 9030 1411 **Ext.** 149

Karl Moffett

**Email:** [karl@moffett.co.uk](mailto:karl@moffett.co.uk)

**Tel:** 028 9030 1411 **Ext.** 126

**Opening Hours:**

**Mon - Thurs:** 8.30 - 4.30

**Fri:** 8.30 - 1.00



# Environment

Moffett & Sons care about the environment and recognise that we have a responsibility to consider all aspects of our manufacturing processes and the impact these have upon it.

We are committed to continually improving the ways in which we can minimise these effects including the reduction of pollution and waste in all areas of our manufacturing processes.

We measure and assess our efforts through our ISO14001 Environmental Management System by setting clear objectives for improvement and a management program to achieve them, with regular reviews for continual improvement.

All of this combined with our efforts to further reduce carbon emissions via our own transportation and numerous recycling initiatives are part of our ongoing commitment of working towards a more sustainable and greener future.

The waste that is produced, not only from our manufacturing process, but also our packaging and administration areas of the business is segregated and collected from where it is produced. It is then taken to our recycling department for bailing, prior to collection by a waste management company who then manage the appropriate recycling of all products.

These include:

- **Board Off Cuts**

We optimise our cutting programmes to minimise board off cuts.

- **Sawdust**

This comes from the cutting and drilling we do during the manufacturing process.

- **Cardboard and Paper**

From the packaging of our standard and Bespoke range of products and also the paper used within the administration process.

- **Metal**

All the metal waste coming from the manufacturing process is recycled.

- **IT Equipment**

Even when our IT Equipment is replaced and updated, nothing is thrown away. This is collated and sent for recycling.

If you have any questions you would like to ask regarding our recycling or environmental policies, please don't hesitate in contacting us on 02890 301411.

## Accreditations

### BS EN ISO 9001:2015 Quality Management System

In 2013 we achieved certification to BS EN ISO 9001 Quality Management System (QMS), which is the International standard for Quality Management Systems. It provides us with a set of principles that ensure a common sense approach to the management of our business activities to consistently achieve customer satisfaction and we are regularly audited to ensure strict compliance with these standards.



### BS ISO 45001:2018 Occupational Health and Safety Management System (OH&S)

In 2020 we achieved certification to the new BS ISO 45001 standard as part of our risk management strategy to meet and address increasingly stringent legislation. The management system is designed to demonstrate achievement of our performance in controlling our OH&S risks, consistent with our policy, procedures and objectives. We are regularly audited to ensure strict compliance with these standards.



### BS EN ISO 14001:2015 Environmental Management System

In 2013 we achieved certification to BS EN ISO 14001. This is an international management standard and demonstrates our business policy commitment to meet its legal and regulatory requirements. It also takes account of any geographical, cultural and social conditions affecting the wider community and we are regularly audited to ensure strict compliance with these standards and continuous environmental improvement.



# Contents

Library Furniture	Page 7
Reading Corner	Page 20
Library Soft Seating	Page 26
Library Break-out Seating	Page 32
Fabric Swatches	Page 56

## Library Furniture





## Start Right Height Adjustable Tables

- Tables feature oval shaped legs with sliding metal inserts, allowing you to choose the correct 5 height settings.
- 25mm top which is finished with a Grey PU Duraform edge.
- Supplied with a 10 year guarantee.
- Matching coloured legs are available on outer legs.
- BSEN 1729 compliant.



**Rectangular**



**Circular**



**Semi-Circular**



**Flower**



**Rainbow**



**Trapezoidal**

### 1 Choose Your Table Shape

SHAPE	SIZE (L X W)	CODE
<b>Rectangular</b>	1200 x 600mm	<b>ST-126-PSGY</b>
<b>Trapezoidal</b>	1200 x 600mm	<b>ST-12LE-PSGY</b>
<b>Circular</b>	1200mm Diameter	<b>ST-12C-PSGY</b>
<b>Semi-Circular</b>	1200mm Diameter	<b>ST-12SC-PSGY</b>
<b>Rainbow</b>	1520 x 1215mm	<b>RAIN-PS-25PR</b>
<b>Flower</b>	1215 x 1097mm	<b>FLWR-PS-25PR</b>

### 2 Height Guide

HEIGHT	AGE RANGE
400mm	2-3 Years
460mm	3-4 Years
530mm	4-6 Years
590mm	6-8 Years
640mm	8-11 Years

### 3 Choose Your Laminate Top Colour (Supplied With Colour Frame)\*\*:

<b>BL</b> Blue	<b>GN</b> Green	<b>PU</b> Purple	<b>RD</b> Red	<b>SB</b> Soft Blue	<b>TG</b> Tangy Green	<b>YE</b> Yellow
----------------	-----------------	------------------	---------------	---------------------	-----------------------	------------------

### 4 Choose Your Laminate Top Colour (Supplied With A Duraform Light Speckled Grey Frame):

<b>BH</b> Beech	<b>LG</b> Light Grey	<b>LI</b> Lilac	<b>MA</b> Maple	<b>OF</b> Orange Flame	<b>SU</b> Summer Blue	<b>DP1</b>
-----------------	----------------------	-----------------	-----------------	------------------------	-----------------------	------------

Duraform Speckled Light Grey

### 5 Choose Your Edge Style



Duraform PU  
Light Grey

\*Legs are adjustable  
with an Allen key.  
\*\*Only available on  
outer legs.





## Elite Height Adjustable Tables

- Excellent variety of vibrant laminates.
- Stylish oval tube frame.
- Height adjustable table with 3 height settings.
- 5 year guarantee.
- Supplied with Duraform Speckled Light Grey frame paint.



**Rectangular**



**Trapezoidal**



**Semi-Circular**



### 1 Choose Your Table Shape

SHAPE	SIZE (L X W)	CODE
Height Adjustable Table Rectangular	1200 x 600mm	ELITE-ADJ-126-PS
Height Adjustable Table Semi-Circular	1200mm Diameter	ELITE-ADJ-12SC-PS
Height Adjustable Table Trapezoidal	1200 x 600mm	ELITE-ADJ-12LE-PS

### 2

### Height Guide\*\*

HEIGHT	AGE RANGE
640mm	8-11 Years
710mm	11-14 Years
760mm	14 +

### 3 Choose Your Laminate Top Colour

BH Beech	CY Canary Yellow	GS Grey Speckle	LI Lilac	OF Orange Flame	PU Purple	SB Soft Blue	SL Soft Lime	SU Summer Blue	TG Tangy Green	WH White
----------	------------------	-----------------	----------	-----------------	-----------	--------------	--------------	----------------	----------------	----------

### 4 Choose Your Frame Colour

DP1	BK	MC	LG	SV
Duraform Speckled Light Grey	Black	Metallic Charcoal	Light Grey	Silver ***

### 5 Choose Your Edge Style

PSCH	PSBL	PSGN	PSRD	PSGY
Duraform PU Charcoal	Duraform PU Blue	Duraform PU Green	Duraform PU Red	Duraform PU Light Grey

\*Legs are adjustable with an Allen key.

\*\*Table heights are only available for Static Height Tables.

\*\*\*Silver frame available at an extra cost.



## Connect Tables

CON-M-PS

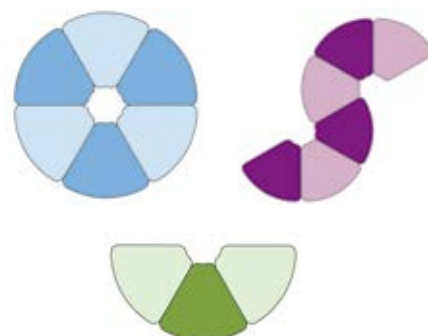
940 x 890 x 760(H)mm



## Segga Tables

SEG-S-PS

755 x 660 x 760(H)mm



## Leaf Tables

LEAF-PS



1270 x 890 x 760(H)mm



## Jewel Tables

JEWEL-PS

1440 x 840 x 760(H)mm



### Choose your laminate colour



Ellmau Beech    Verona Cherry    Light Winchester Oak    Light Grey



Caribbean    Clementine    Heather    Juicy Pink    Lemon



Jaipur    Viola    Olive    Peaceful Blue

### Choose your frame colour

Silver  
Black  
Light Grey  
Dark Grey  
Red  
Blue  
Green  
Yellow  
Brown

## Martin Tables

Martin tables are available with either veneer tops with a solid wood edge profile or with laminate tops with a solid wood edge profile. Each top has a curved chamfer on each long edge, providing a unique aesthetic to each and every martin table. The leg frames are available in either solid oak, or in solid natural walnut timber. Each leg frame comes complete with height levellers and forms the structural frame for the table, along with the steel support rails in either gloss black or gloss white. Martin tables can be specified with a range of power modules and under table cable management.



### Circular

#### Model

MCT 10C	1000 diam x 740mm
MCT 12C	1200 diam x 740mm
MCT 15C	1500 diam x 740mm
MCT 18C	1800 diam x 740mm



### Rectangular 4 Leg

#### Model

MMT 1608 R	1600 x 800 x 740mm
MMT 1808 R	1600 x 800 x 740mm
MMT 2010 R	2000 x 1000 x 740mm
MMT 2412 R	2400 x 1000 x 740mm



### Rectangular 6 Leg

#### Model

MMT 3614 R	3600 x 1400 x 740mm
MMT 4414 R	4400 x 1400 x 740mm



### Barrel Shape 4 Leg

#### Model

MCT 2412 B	2400 x 1200/1000 x 740mm
------------	--------------------------



### Barrel Shape 6 Leg

#### Model

MCT 3614 B	3600 x 1400/1200 x 740mm
MCT 4414 B	4400 x 1400/1200 x 740mm





## Library Table Lights

Martin Library lighting can enhance any Martin table installation, providing a soft focus for users, in addition to a degree of visual separation where required. The lights are designed to suite in with Martin, featuring a solid oak or walnut wood structure and featuring energy efficient LED lights. Each light is independently switched and is provided with it's own transformer and a 2m lead to a UK, 3 pin plug, to allow a simple 'plug and play' installation on site. The temperature of the light is 'cool white' and the light level at the table top is 263 Lux.

Model	Description	
MLL 24	2400mm module	1300 x 400mm
MLL 36	3600mm module	2000 x 400mm
MLL 44	4400mm module	3606 x 400mm
MCP	Cable port	



## Martin High Tables



Model	Description	
MHT 12C	Circular 4 Leg	1200 diam x 1050mm
MHT 0808 S	Square 4 Leg	800 x 800 x 1050mm
MHT 1010 S	Square 4 Leg	1000 x 1000 x 1050mm
MHT 1608 R	Rectangular 4 Leg	1600 x 800 x 1050mm
MHT 1808 R	Rectangular 4 Leg	1800 x 800 x 1050mm
MHT 2008 R	Rectangular 4 Leg	2000 x 800 x 1050mm
MHT 2010 R	Rectangular 4 Leg	2000 x 1000 x 1050mm
MHT 2410 R	Rectangular 4 Leg	2400 x 1000 x 1050mm
MHT 3210 R	Rectangular 6 Leg	3200 x 1000 x 1050mm
MHT 2412 R	Rectangular 4 Leg	2400 x 1200 x 1050mm
MHT 3212 R	Rectangular 6 Leg	3200 x 1200 x 1050mm
MHT 3614 R	Rectangular 6 Leg	3600 x 1400 x 1050mm
MHT 4414 R	Rectangular 4 Leg	4400 x 1400 x 1050mm
MCTN 20	Under table clip on	1440 x 380mm
MCTN 18	net tidy,	1240 x 380mm
MCTN 16	black finish	1040 x 380mm
MCTN 14	only	840 x 380mm
MDCT 20	Under table cable	1795 x 150 x 25mm
MDCT 18	management tray,	1595 x 150 x 25mm
MDCT 16	black or	1395 x 150 x 25mm
MDCT 14	white	1195 x 150 x 25mm
MLZ	Vertical leg wire management for standard height tables	
MHLZ	Vertical leg wire management for poseur height tables	

Martin high tables, at the height of 1,050mm, offer a fantastic opportunity to work and collaborate in a different way. Tables are available with a choice of laminate, or veneer finish tops, all with solid wood lipping which features the characteristic 'camber chamfer' along the long edges. The leg frames are solid timber, either oak or walnut and come complete with a powder-coated steel footrail in either black or white finish. The high tables are particularly suited to standing meetings or alternatively sitting on high stools, selected from our seating collection.



## Jack Tables



Jack meeting tables are another development from our large portfolio of meeting and conference table collection. Available at a height of 740mm with top finishes in MFC or in wood veneer, with a square edge profile, or in laminate with a chamfered edge profile.

Model	Description	
JMT 10 C	Circular 4 Leg	1000 diam x 740mm
JMT 12 C	Circular 4 Leg	1200 diam x 740mm
JMT 15 C	Circular 4 Leg	1500 diam x 740mm
JMT 1208 R	Rectangular 4 Leg	1200 x 800 x 740mm
JMT 1408 R	Rectangular 4 Leg	1400 x 800 x 740mm
JMT 1608 R	Rectangular 4 Leg	1600 x 800 x 740mm
JMT 1808 R	Rectangular 4 Leg	1800 x 800 x 740mm
JMT 2008 R	Rectangular 4 Leg	2000 x 800 x 740mm
JMT 2010 R	Rectangular 4 Leg	2000 x 1000 x 740mm
JMT 2410 R	Rectangular 4 Leg	2400 x 1000 x 740mm
JMT 3010 R	Rectangular 4 Leg	3000 x 1000 x 740mm
JMT 2012 B	Boat shaped 4 Leg	2000 x 1200/1000 x 740mm
JMT 2412 B	Boat shaped 4 Leg	2400 x 1200/1000 x 740mm
JMT 3012 B	Boat shaped 6 Leg	3000 x 1200/1000 x 740mm
JMT 3612 B	Boat shaped 6 Leg	3600 x 1200/1000 x 740mm



Boat shape

Campus Tables



Campus meeting tables are another development from our large portfolio of meeting and conference table collection. Available at a height of 1050mm with top finishes in MFC, laminate with a reverse chamfer edge profile and radius corners or in solid wood veneer with a square edge profile.

Model	Description	
CMHT 1608 R	Rectangular 4 Leg	1600 x 800 x 1050mm
CMHT 1808 R	Rectangular 4 Leg	1600 x 800 x 1050mm
CMHT 2008 R	Rectangular 4 Leg	1600 x 800 x 1050mm
CMHT 2010 R	Rectangular 4 Leg	1600 x 800 x 1050mm
CMHT 2410 R	Rectangular 4 Leg	1600 x 800 x 1050mm
CMHT 3210 R	Rectangular 6 Leg	1600 x 800 x 1050mm
CMHT 3610 R	Rectangular 6 Leg	1600 x 800 x 1050mm
CMHT 4410 R	Rectangular 6 Leg	1600 x 800 x 1050mm
CLZ	Vertical leg wire management for standard height tables	
CHLZ	Vertical leg wire management for poseur height tables	





## Box-it Tables

Simple yet flexible, fun and funky, angular yet soft, box-it makes it easy to brighten any space and can be reconfigured continuously to meet the demands of the more informal meeting spaces.



### Low Circular Table

Model

BOX T1 925 dia x 540(h) mm



### Low Square Table

Model

BOX T2 700 x 700 x 540(h) mm



### High Occasional Table

Model

BOX T15 1000 x 550 x 740(h) mm



BOX11

### Meeting Table

Model

BMT 2010 R 2000 x 1000 x 740mm

BMT 2008 R 2000 x 800 x 740mm

BMT 1808 R 1800 x 800 x 740mm

BMT 1608 R 1600 x 800 x 740mm

BOX11 450 x 450 x 470mm

## Dylan Tables



Manufactured from 50mm thick, lightweight mdf and with laminated surfaces. Dylan offers durability, robustness and style in meeting, eating and collaborative situations.



Model	Description	
DYL 2207 HT	Panel End High Table	2200 x 750 x 1050mm
DYL 2007 HT	Panel End High Table	2000 x 750 x 1050mm
DYL 1807 HT	Panel End High Table	1800 x 750 x 1050mm
DYL 1607 HT	Panel End High Table	1600 x 750 x 1050mm
DYL 1407 HT	Panel End High Table	1400 x 750 x 1050mm
DYL 2407	Panel End Table	2400 x 750 x 750mm
DYL 2207	Panel End Table	2200 x 750 x 750mm
DYL 2007	Panel End Table	2000 x 750 x 750mm
DYL 1807	Panel End Table	1800 x 750 x 750mm
DYL 1607	Panel End Table	1600 x 750 x 750mm
DYL 1407	Panel End Table	1400 x 750 x 750mm
DYL 22 BS	Bench Seat	2200 x 380 x 450mm
DYL 20 BS	Bench Seat	2000 x 380 x 450mm
DYL 18 BS	Bench Seat	1800 x 380 x 450mm
DYL 16 BS	Bench Seat	1600 x 380 x 450mm
DYL 14 BS	Bench Seat	1400 x 380 x 450mm
DYL 12 BS	Bench Seat	1200 x 380 x 450mm



### WS-4680

Square white laminate top with natural beech legs

**Size (w x d x h)**

800 x 800 x 460mm



### WHC4570

Round white table with gloss finish and chrome trumpet base

**Size (diameter x h)**

700 x 450mm



### BC-4670 / BC-4680

Round beech laminate top with natural beech legs

Code	Size (diameter x h)
BC-4670	700 x 460mm
BC-4680	800 x 460mm



### WC-4670 / WC-4680

Round white laminate top with natural beech legs

Code	Size (diameter x h)
WS-4670	700 x 460mm
WS-4680	800 x 460mm



### E-82

**Desc.**

E-82A Coffee table. Stainless steel frame  
1200 x 600mm. Various MFC top sizes available

E-82B Coffee table. Stainless steel frame  
600 x 600mm. Various MFC top sizes available

# Reading Corner







## Beech Multi Display Unit

Combining both face-on and spine out display, this mobile unit can store all sorts of books and resources. 16 face-on compartments each 280mm high and 16 shelf sections of 210mm deep. Lockable castors.

### Model

1342-148B    Dia. 800 x H1300mm



## Kinder Box

### Model

1342-20B    W600 x D600 x H485mm



## Mobile Kinder Box

### Model

1342-12B    W600 x D600 x H450mm



## Big Book Teacher Display

### Model

1342-103	W675 x D510 x H835/1225mm
----------	------------------------------



## Book Display Unit

Double Sided Book Display/Storage Unit with 3 display shelves & 3 storage shelves

### Model

1342-22B	W1220 x D445 x H985mm
----------	-----------------------





## Portable Book Trolley

Double sided bookcase with 2 sloping top shelves and 4 standard shelves

Model

1342-126A    W950 x D550 x H1100mm



## Book Storage Unit

Book storage unit with sloping top shelf storage compartments and 1 height adjustable shelf

Model

1342-13B    W800 x D350 x H1244mm



## Book Storage Unit

Book storage unit with sloping top shelf storage compartments and 2 height adjustable shelves.

Model

1342-11B    W800 x D350 x H1600mm



Tall Single Sided Unit with lectern shelf

## Book Storage Unit

Smart medium and tall, single or double sided book storage units, have adjustable shelves, four in the medium and six in the tall single units, two sets in the double units all with rounded polished edges, with lectern shelf on top for book displays. Book storage units are available in standard MFC colours, colour options available at extra cost.

	Model	
1342-158A	Medium Single Sided Unit	W750 x D325 x H1200mm
1342-149B	Tall Single Sided Unit	W750 x D325 x H1500mm





Three units shown together



Mobile large storage unit

- Ideal for use as room divider
- Endless configurations
- Lockable castors



Mobile concave unit

## Lagan Range

These units provide various storage options for your learning area, all manufactured from 18mm Beech melamine faced MDF with PVC edge. These units can be grouped together or used individually to create interesting shaped storage.



Mobile convex unit

### Model

1342-161C	Mobile large storage unit	W1000 x D310 x H700mm
1342-180A	Mobile concave unit	W710 x D310 x H700mm
1342-181C	Mobile convex unit	W1180 x D310 x H700mm

# Library Soft Seating





## Tree Stump Multi Pack

ED4BUN-TREES (4 items)

- Sturdy and firm seat for little ones
- Stackable design allows for convenient storage
- High-definition, photographic quality log printed design with bark print on side walls and wood grain detail on top
- Available as a pack of three, or as a pack of four with one Large Tree Stump and three Small Tree Stumps

**4 Pack**



## ToadStools Multi Pack

ED4BUN-TOAD (4 pack)

- Ideal for reading corners or small teaching groups
- Made from a practical water resistant and wipe-clean fabric
- Lightweight and portable
- Quality Mushroom printed designs

**4 Pack**



## Nature Bean Bags

ED1KPOGRASS Spring Grass, ED1KPOMEADOW Summer Meadow, ED1KPOLEAVES Autumn Leaves  
Dimensions: 62cm(w) x 62cm(d) x 70cm(h)

- Offers great back support
- Polystyrene bead moulds to the body's shape
- High-definition, photographic quality printed designs
- Available in three designs - Autumn Leaves, Summer Meadow and Spring Grass
- Perfect for creating nature-inspired reading corners





## Log Carry Cushions

ED6CCSHOD-TREE (6 pack)

Dimensions: 40cm(w) x 5cm(h)

- Comes with a holdall for convenient storage
- Each cushion and holdall feature a handy carry handle
- Foam filling selected for optimum comfort and durability
- High-definition, photographic quality log printed design with bark print on side walls and wood grain detail on top and bottom
- Perfect for taking on school trips

**6 Pack**



## Rainbow Chair

ED1CUPDOMRAIN

Dimensions: 70cm(w) x 66cm(d) x 50cm(h)

- Infuse classrooms and cosy corners with the vibrant colours
- The cocooning design offers support for small bodies
- Perfect partner to the Rainbow floor mat



## Ladybird Seat

EDLADYOD

Dimensions: 42cm(w) x 75cm(d) x 40cm(h)

- Inspire young imaginations to set off on plenty of adventures with this themed seat. Filled with supportive beads, making the perfect reading spot
- Encourages social and imaginative play
- Friendly and engaging character that children will loves



## BazZoo® Minibeast Caterpillar

ED1ZOOCAT6STL

Dimensions: 38cm(w) x 20cm(h) (per segment)

- Can sit multiple children on six individual segments
- Modular design can be arranged into multiple shapes, including a flower
- Encourages discussion on caterpillars and life cycles
- Stackable for easy and compact storage
- Perfect for reading corners and circles




## Taggies Chair - Touch Tags

ED1TAGDAROD013 ED2TAGDAROD013

Dimensions: 78cm(w) x 75cm(h)

- Offer a calm and comforting sensory haven for fidgety hands with this supportive taggies chair.
- Take outdoors in a moments notice and wipe clean after use
- Great seating addition to the taggies range
- Available individually or pack of 2



## Touch Tags Posture Wedge

ED1FOAMWEDGE (single) ED5FOAMWEDGE (5 pack)

Dimensions: 30cm(w) x 30cm(d) x 8cm-2cm(h)

- Comes in a pack of five or Individually
- Multiple uses - Tummy time support for babies, posture support for infants, or on a chair for children
- Small, portable size for on-the-go learning
- Provides a controlled fidgeting outlet to encourage engagement and attention
- Suitable for under 3's







## Touch Tags Support Seat

ED1TAGSUPSEATOD

Dimensions: 70cm(w) x 50cm(d) 25cm(h)

- Can be used in multiple positions
- Anti-slip base for added safety when used on shiny surfaces
- Horseshoe shape gives optimum support for infants learning to sit
- Provides back or neck support when reading
- Provides a controlled fidgeting outlet to encourage engagement and attention
- Suitable for under 3's



## Early Years Smile Chair

ED1SMILESSF

ED3SMILESSF099

Dimensions: 48cm(w) x 58cm(d) x 47cm(h)

- Perfect for Early Years education, offering comfortable and ergonomic seating solutions
- Available in lime, mustard and navy to brighten up the classroom
- Offers posture support and moulds comfortably to the body



## Bean Bag Reading Chair

ED1KHBOD (single)

ED5KHBODCOM (5 pack - Brights) ED5KHBODINS (5pack - Naturals) Dimensions: 58cm(w) x 58cm(d) x 85cm(h)

- Features an upright seating position for back and neck support
- Perfect for individual reading, group reading and study time
- Reading Experiment Case Study available which supports and demonstrates the benefits of using the product



## Put Away Cubes

ED4CUBHNDOD099 (4 pack) Dimensions: 30cm(w) x 30cm(d) x 30cm(h)

- Suitable for age 3 years + • Brighten up any classroom with their vibrant colours
- Each cube has a handy storage pocket on the side which can hold anything from a book or favourite toy
- Sized to fit many popular storage units, so they can easily be stacked and put away at the end of the day
- Made from a practical wipe-clean and water resistant fabric

**4 Pack**



## Grab & Go Cushions

ED10CUSHODINS (10 pack)  
Dimensions: 43cm(w) x 43cm(d)

- Free transparent holdall for convenient storage
- Each cushion features a handy carry handle
- Fibre pad filling provides a comfortable base to sit on or a cushion to lean on

**10 Pack**



## Large Reading Bean Chair

ED1HBKODCOM (individual) ED5HBKODCOM (5 pack) ED5HBKODINS (5 pack) Dimensions: 66cm(w) x 118cm(h)

- Features an upright seating position for back and neck support
- Beads mould around the body for maximum comfort
- Panelled style and deep, wide and low-level seat
- Ideal for reading, studying or enjoying on-screen entertainment such as video games or movies

# Library Break-out Seating





## Lunar

Singularly or in groups, this versatile range of soft seating with endless configurations, makes for an interesting seating solution, whether its for library or breakout areas. Available in eight styles giving you the ability to create the look and impression you want to achieve.

Priced in Camira Xtreme fabric. Other fabrics available on request.

Lunar Plus (490mm high c/w chrome legs)

Model	Description
LP21	Senior Circular Seat
LP22	Senior Dogbone Seat
LP23	Senior Kidney Shaped Seat
LP24	Senior Square Seat
LP25	Senior Apostrophe Seat
LP26	Senior Double Seater
LP27	Senior Circular Nibble
LP28	Senior Quadrant Seat

Lunar Medium (390mm high c/w plastic glides)

Model	Description
LU21	Junior Circular Seat
LU22	Junior Dogbone Seat
LU23	Junior Kidney Shaped Seat
LU24	Junior Square Seat
LU25	Junior Apostrophe Seat
LU26	Junior Double Seater
LU28	Junior Quadrant Seat



## BRS Range

This versatile modular range offers interesting seating solutions and provides the ability to create a stunning impression.



- Flame retardant foams & fabrics
- Seat height 400mm
- 2 tone available
- 5 year guarantee (8 hour use)



Chair no arm  
BRS




Corner Unit  
BRSC



Chair with left  
arm BRS/L



Chair with right  
arm BRS/R



Coffee Table  
with wooden top  
BTSW



Armchair  
BRSA



2 Seater with arms  
BRS/2



3 Seater with arms  
BRS/3



Concave Segment  
BRSM



Concave Segment  
with left arm  
BRSM/L



Concave Segment  
with right arm  
BRSM/R




Convex Segment  
BRSF



Convex Segment  
with left arm  
BRSF/L



Convex Segment  
with right arm  
BRSF/R



Coffee Table with  
glass top  
BTS






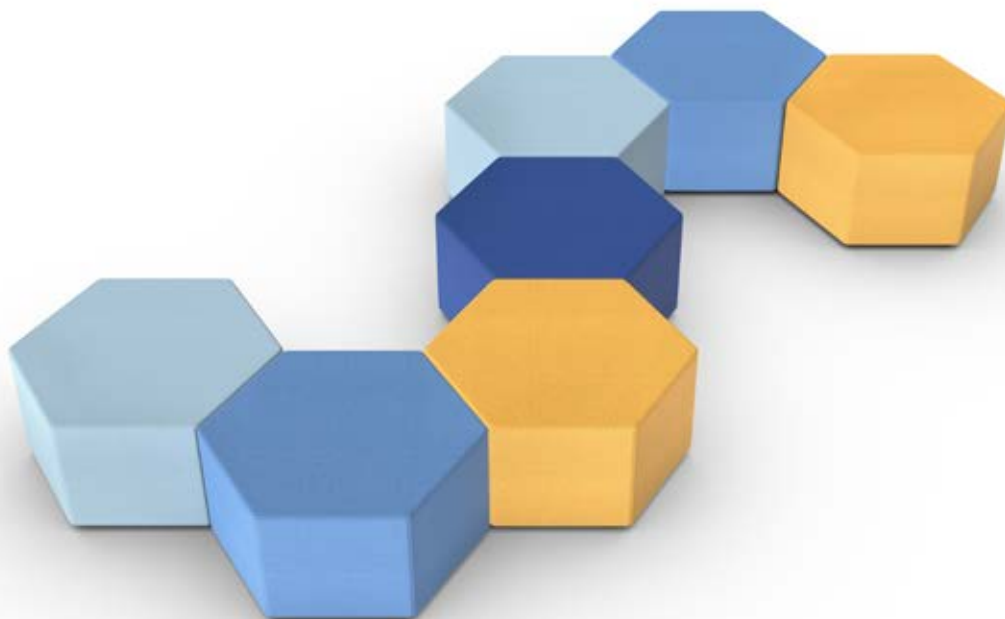
Model	Size w x d x h (mm)
BRS	575 x 710 x 740
BRSC	670 x 670 x 740
BRS/L	625 x 710 x 740
BRS/R	625 x 710 x 740
BTSW	620 x 620 x 330
BRSA	650 x 710 x 740
BRS/2	1210 x 710 x 740
BRS/3	1950 x 710 x 740
BRSM	350-570 x 720 x 740
BRSM/L	350-610 x 720 x 740
BRSM/R	350-610 x 720 x 740
BRSF	610-350 x 720 x 740
BRSF/L	650-310 x 720 x 740
BRSF/R	650-310 x 720 x 740
BTS	620 x 620 x 330



Hexad



Model	HEXAD SMALL	HEXAD MEDIUM	HEXAD LARGE
<b>Description</b>	Small hexagonal stool with black nylon feet	Medium hexagonal stool with black nylon feet	Large hexagonal stool with black nylon feet
<b>Fabric Group</b>			
	Xtreme Fabric		
	Just Colour		
<b>Options</b>			
	Two tone upholstery		







Model LU31



Model LU32



Model LU33



Model LU34

## Lunar Early Years Range

Ideal for use in schools for the younger pupil, this versatile range of low pouffes with four distinct shapes gives you endless configuration options to meet the ever changing needs of educational establishments. Ideal as seating solutions for reading areas within the classroom as well as a school library.

### Lunar Junior Features

- Flame retardant foam
- Stylish design
- 5 Year guarantee
- Modular

Model	Description	
LU31	Early Years Circular Seat	W525 x D525 x Seat H320mm
LU32	Early Years Dogbone Seat	W590 x D760 x Seat H320mm
LU33	Early Years Kidney Seat	W480 x D700 x Seat H320mm
LU34	Early Years Square Seat	W525 x D525 x Seat H320mm



## Early Years Range

This range of seating has been designed with the needs of the younger pupil in mind. It has been based on our reliable and well constructed adult size 4000 range, specifically scaled down to give comfort and support while meeting the needs of younger pupils.

### Features

- Flame retardant foam
- Lower seat height
- Matching tables
- Priced in Just Colour Vinyl

Model	Description	
ED01	Infant Operator Chair	W450 x D380 x SH340-430mm
ED05	Early Years Low Chair	W405 x D480 x SH310mm
ED06	Early Years Low Square Table	W395 x D395 x SH310mm
ED07	Early Years Low Two Seater	W810 x D480 x SH310mm
ED10	Early Years Low Rectangular Table	W592 x D395 x H310mm
ED11	Early Years Low Corner Seating Unit	W770x770 x D450-870 x SH310mm
UAS	Upholstered arm	
UAP	Upholstered arm (pair)	





## Tub Chair

**Desc.**

H-10 Tub chair, stainless steel frame.



## Artic Chair

**Desc.**

Artic

**Size**

760 x 780 x 980 mm

## Valencia Range



**Model**

**VALENCIA**

**VALENCIA SWIVEL  
BASE**

**VALENCIA BASE 1**

**Camira Xtreme**



**Model**

**VALENCIA SPIDER  
BASE**

**VALENCIA STAR  
BASE**

**VALENCIA FLEXA  
BASE**

**Camira Xtreme**



## Casino Tub Chair

**Desc.**

Tub chair  
2 Seater  
3 Seater



## Click Tub Chair

**Model**
**CL04**
**CL05**
**CL06**
**Description**

Tub chair with  
chrome feet

2 seater with  
chrome feet

3 seater with  
chrome feet

**Fabric**

Camira Xtreme

Just Colour



## Puzzle Module

**Desc.**

Puzzle Module Central

Puzzle Module Corner Left or Right

**Size**

740 x 740 x 640 mm

740 x 740 x 640 mm



## Danae Chair

### Desc.

Danae Chrome Leg

Danae Wood 2

Danny Spider frame



## Danny Chair

### Desc.

Danny 1

Danny 2 Swivel

Danny 1 Wood frame



The **sollis** workstation range has evolved into separate model families. Each model has a letter assigned to it ranging from A to M.

P.O.A



# sollis





## Panca Odos Booth



<b>Model</b>	<b>PANCA ODOS</b>
<b>Description</b>	Two seater booth (other options available)
<b>Camira Xtreme £</b>	

## Postura+ Chair



Created in Australia in the 1990s, Postura+ was the first one-piece polypropylene chair created specifically for education environments. It quickly gained a loyal following in the UK with thousands of schools, and since 2005 it has been locally manufactured to meet growing demand and European standards.

Postura+ is perfect for any situation. Low maintenance, comfortable, versatile and durable, Postura+ helps create happy, healthy, high performing learning spaces where students can achieve their full potential.

The chair's ergonomic design enhances concentration and comfort, while its strength and durability make it excellent value for money by reducing costs of procurement, repair and installation. Postura+ has been tested and certified for the following European and British standards:

### Sizing & dimensions

- EN 1729 Part 1

### Strength & stability

- EN 1729 Part 2
- EN 1022: 2005 (Sizes 5&6)
- British Standard 16139: 2013, Level 2 (Size 6 only - severe contract use)

### Model

EN1	SH260 x W350
EN2	SH310 x W350
EN3	SH350 x W435
EN4	SH380 x W435
EN5	SH430 x W470
EN6	SH460 x W510

	EN1	EN2,3&4	EN5&6
Sugar Plum			
Grape Crush			
Powder Blue			
Aqua Blue			
Ink Blue			
Forest Green			
Parrot Green			
Lime Zest			
Sun Yellow			
Tangerine Fizz			
Poppy Red			
Ash Grey			
Iron Grey			
Slate Grey			
Jet Black			
Custom*			

\* Customise your Postura+ (available on orders over 100 units)



- Perfect ergonomic design
- Built to last
- Suitable for occasional outdoor use
- Easy to stack, safe vertical stacking up to 10-12 chairs
- Anti-rocking design with large footprint on bottom of legs
- Stays cleaner longer, difficult to scratch and write on
- Super strong but lightweight - easy to carry
- 100% recyclable
- 20-year warranty







## EN One Chair

### Model

EN-One1	SH260 x W400
EN-One2	SH310 x W400
EN-One3	SH350 x W460
EN-One4	SH380 x W460
EN-One5	SH430 x W500
EN-One6	SH460 x W500

### Colours available

Royal Blue, Lime Green, Banana Yellow, Mandarin Orange, Cherry Red, Velvet Purple, Sky Blue, Night Grey and Black



## Colorfive Chair

### Model

COLOURFIVE	SH450 x W490
NA	

### Colours available

1, 2, 3, 4 and 5



## ST Chair

### Model

ST1	SH260 x W360
ST2	SH310 x W360
ST3	SH350 x W420
ST4	SH380 x W420
ST5	SH430 x W465
ST6	SH460 x W465

### Colours available

Purple, Charcoal, Lilac, Soft Blue, Blue, Tangy Green, Green, Red, Orange and Yellow







## Hatton Chair

### Model

HATTON SH455 x W500

### Colours available

Cotton Wood, Ash Grey, Iron Grey, Flannel, Aqua Blue, Parrot Green, Poppy Red and Tangerine Fizz



## Alhambra Chair

### Model

ALHAMBRA SH450 x W490  
NA

### Colours available

00/04, 00/06, 00/52, 00/42, 10/00, 10/52 and 39/13



## Big Bang Chair

### Model

BIGBANG NA SH450 x W460

### Colours available

00-06-04, 02-00-04, 04-14-00, 04-42-41 and 09-99-14





## DU Chair

- Item Description: One piece poly cafe style chair.
- Shell Colours available: Light Grey, Black, White.
- Frame Colours available: Beech 4 leg
- Guarantee Period: 2 year
- Delivery Period: 4-6 weeks

Model	Seat Height
DU-0923W	450mm



## Shoreditch Chair

- Item Description: One piece poly cafe style chair.
- Shell Colours available: Black, Grey, Lime, Mustard, Navy, Plum, Red, Turquoise, White
- Frame Colours available: Beech 4 leg
- Guarantee Period: 2 year
- Delivery Period: 4-6 weeks

Model	Seat Height
Shoreditch K	450mm



## Hoxton Chair

- Item Description: One piece poly cafe style chair.
- Shell Colours available: Black, Grey, Lime, Mustard, Navy, Plum, Red, Turquoise, White
- Frame Colours available: Chrome 4 leg (Hoxton A) or Beech 4 leg (Hoxton K)
- Guarantee Period: 2 year
- Delivery Period: 4-6 weeks

Model	Seat Height
Hoxton A	450mm
Hoxton K	450mm



## 2200 Chair

- Item Description: A simple, lightweight, strong and stable chair, folding flat for compact storage.
- Shell Colours available: Charcoal, Black, Blue or Burgundy
- Frame Colours available: Grey
- Relevant product quality standard(s) for: Strength and stability: BS 4875-2001 (Test Level 4)
- Guarantee Period: 2 year
- Delivery Period: 4-6 weeks

Model	Seat Height
2200	450mm



## Postura+ 4 Leg on Castors

### Model

POSTURA+ SH460 x W540  
4LEG  
Painted frame

### Colours available

Jet Black, Slate Grey, Iron Grey, Ash Grey, Poppy Red, Tangerine Fizz, Sun Yellow, Lime Zest, Parrot Green, Forest Green, Ink Blue, Powder Blue, Aqua Blue, Pink Candy, Grape Crush & Sugar Plum



## Torsion on the Go! Chair

### Model

TORSION SH457

### Colours available



## Learn2 Strive Chair

### Model

LEARN2 SH470 x W591

### Colours available

Black, Flannel, Chocolate, Misty Brown, Nordic, Purple Haze, Mardi Gras, Blue Grey, Warm Grey, Cool Grey, Sand, Light Tone, Wet Sand, Cottonwood, Ultra Blue, Sky Blue, Splash, Surf's Up, Zesty Lime, Grass Green, Cayenne, Poppy Red, Nemo & Rubber Ducky





## Harmony BP Chair

### Model

HARMONY BP SH440-570 x  
W470

Colours available  
00, 06, 09, 10, 14 & 33



## BAL 501AA Chair

### Model

Uph Stock Blue  
/ Black £

Uph Camira  
Xtreme £

BAL501AA



## BAL 501 Chair

### Model

Uph Stock  
Blue / Black £

Uph Camira  
Xtreme £

BAL501





## BAL 602 SQUARE Chair

**Model**

BAL602SQ



## BAL 602SQAA Chair

**Model**

BAL602SQAA



## BAL 602AA Mesh Chair

**Model**

BAL602AA



Bespoke Customer Service Desk - P.O.A




Bespoke Reception Desk - P.O.A

# Fabric Swatches






## Camira Xtreme

**Adobo**  
YS165**Solano**  
YS072**Belize**  
YA105**Bridgetown**  
YS102**Parasol**  
YS073**Martinique**  
YS004**Aruba**  
YS108**Tortuga**  
YS168**Panama**  
YS079**Diablo**  
YS101**Bluebell**  
YS097**Scuba**  
YS082**Sandstorm**  
YS071**Lobster**  
YS076**Tobago**  
YS030**Tarot**  
YS084**Honeymoon**  
YS035**Curacao**  
YS005**Nougat**  
YS091**Tokara**  
YS136**Campeche**  
YS074**Madura**  
YS156**Ocean**  
YS100**Costa**  
YS026**Sombrero**  
YS046**Rum**  
YS173**Lombok**  
YS159**Apple**  
YS096**Cayman**  
YS024**Steel**  
YS095**Windjammer**  
YS047**Slip**  
YS094**Tonga**  
YS160**Appledore**  
YS077**Krabi**  
YS141**Osumi**  
YS171**Blizzard**  
YS081**Padang**  
YS145**Taboo**  
YS045**Bonaire**  
YS172**Havana**  
YS009


## Just Colour Vinyl




Raspberry Crush



Pear



Wasabi



Moss




Citrus Green




Dijon




Dune




Eden



Laurel



Rainforest



Applemint




Scrubs




Calypso



Sea Green



Teal




Cool Blue



Blue Steel




Lupin



Likoni



Aquamarine




Dolphin




Ocean Blue




Sapphire Blue



Candy




Bubblegum




Jazzberry



Deep Rose



Cherry Blossom




Fuchsia



Golden Honey



Purple Rain



Lilac




Grape




Ultraviolet




Blackberry



Elephant




Professor Plum




Damson




Battleship




Greyfriar




Jasmine White



Putty




Koala




Gunmetal Grey




Cobalt




Almond




Magnum



Pecan



Walnut




Cocoa




Sunblush



Gingersnap



Coral




Fudge




Nutmeg




Tangerine




Mikado



Rouge



Rusty



Mulled Wine



Primrose



Marigold



Lemon




Pillarbox



Rosso



## Panaz Patternistas (P.O.A)




CHORUS 117 Royal



CHORUS 831 Cream/Gold



CHORUS 339 Gold/Slate



CHORUS 903 Charcoal



CHORUS 115 Turquoise




CHORUS 443 Tomato




CHORUS 831 Cream/Gold




## Panaz Patternistas (P.O.A)




DEWDROP 100 Blue




DEWDROP 2107 Evergreen




DEWDROP 609 Rose



DEWDROP 903 Charcoal



DEWDROP 300 Gold



DEWDROP 834 Honey




DEWDROP 339 Gold/Slate




## Panaz Patternistas (P.O.A)




POLLEN 219 Forest




POLLEN 313 Yellow



POLLEN 324 Olive



POLLEN 903 Charcoal



POLLEN 139 Aqua



POLLEN 618 Blush



POLLEN 399 Gold/Slate

## Panaz Zest Cadet (P.O.A)





## General Conditions of Sale

### New Customers

Credit accounts are subject to the company's terms & conditions of sale, a copy of which is available on request. The company reserves the right to supply on credit terms. All accounts will be subject to a credit check.

### Terms

All items are subject to alteration or correction without notice.

All orders are accepted on the understanding that prices applicable on date of despatch will be charged. Unless otherwise agreed, payment terms are monthly. The company reserves the right to charge interest on overdue accounts.

### Value Added Tax

The prices shown in this catalogue exclude VAT.

VAT will be charged at the appropriate rate and will be shown separately on all invoices. For cash-with-order transactions please remember to add VAT, at the current rate, to the catalogue price.

### Delivery

All orders are delivered free throughout Northern Ireland. We deliver to all floor levels at no extra charge. (Terms and conditions apply). Prices to R.O.I, Islands & UK mainland on request.

### Claims

Claims for damaged goods can only be entertained if Delivery Docket is signed as "Received Damaged". Notification of damaged goods must be made to the company, in writing, within THREE days of receipt of goods. If goods are damaged on delivery you may refuse delivery & inform us immediately. Notification regarding non-delivery of the whole or part of the goods must be made within SEVEN days of the invoice date. Claims are subject to the Company's Terms & Conditions of Sale.

### Returns

Do not attempt to return any goods without prior authorisation. **In the event of a query, contact our Customer Service Department who will advise you how to proceed.** A re-stocking or Returns charge of either £50 or 25% of the goods value, whichever is the greater, will apply to all goods returned, subject to Company approval and subject to Company's Terms & Conditions of Sale. "Non-stocked" items and "made to order" items CANNOT be cancelled or amended once we are in receipt of your order.

### Title goods

Title of the goods only passes to the purchaser on full payment of the appropriate invoice.

Risk in the goods passes to the purchaser on delivery. Please refer to Terms & Conditions of Sale

### Descriptions & Caveats

We take great care to ensure that catalogue descriptions are clear and accurate.

All colours & sizes are approximate. The reproduction of colours is as accurate as photographic and printing processes permit. Moffett & Sons Ltd reserves the right to change products and specifications in order to preserve and maintain the highest standards. Prices are correct at the time of going to press. Moffett & Sons Ltd reserves the right to amend prices in accordance with the prevailing economic conditions.







Moffett & Sons Limited

Seymour Hill Industrial Estate  
Dunmurry Belfast  
BT17 9PW  
Northern Ireland

Tel: 028 90 301411  
Fax: 028 90 610785  
Contracts Fax: 028 90 604140

Email: [enquiries@moffett.co.uk](mailto:enquiries@moffett.co.uk)  
[www.moffetteducation.co.uk](http://www.moffetteducation.co.uk)

Angela Davison  
Email: [angelad@moffett.co.uk](mailto:angelad@moffett.co.uk)  
Tel: 028 9030 1411 Ext. 126  
Fax: 028 9060 4140

Karl Moffett  
Email: [karl@moffett.co.uk](mailto:karl@moffett.co.uk)  
Tel: 028 9030 1411 Ext. 149

